



MONTHLY RETAIL MARKET ASSESSMENT HIGHLIGHTS

26 February to 25 March 2024

RCOA

SUMMARY OF OBSERVATION

- The MERALCO Group remained to be the top market participant group with the highest percentage share for the number of engaged Contestable Customers.
- The Ayala Group had the highest percentage share in terms of served energy consumption.
- Twenty-two (22) out of the twenty-three (23) switches were due to the expiry of supply contracts.
- One (1) newly registered Retail Electricity Supplier (RES)
 - Alsons Power Supply Corporation

AT A GLANCE



Total no. of Registered
Contestable Customers
(CC)

2,021



0.75%



Total no. of Registered
Suppliers with Active
Contract

34



0.00%




Total no. of CC that
Switched to other
Supplier

23



15%



Total CC's Electricity
Consumption, in terms of
GWh

1,829



1.61%

2,021

Total Registered



COMMERCIAL

1,076 Customers

Previous Month

1,069 Customers



INDUSTRIAL

945 Customers

Previous Month

937 Customers

Luzon

1,769

Previous Month **1,755**

Visayas

252

Previous Month **251**



500-749kW

321 Customers

Previous Month

315 Customers

750-999kW

434 Customers

Previous Month

431 Customers

**1MW
& ABOVE**

1,266 Customers

Previous Month

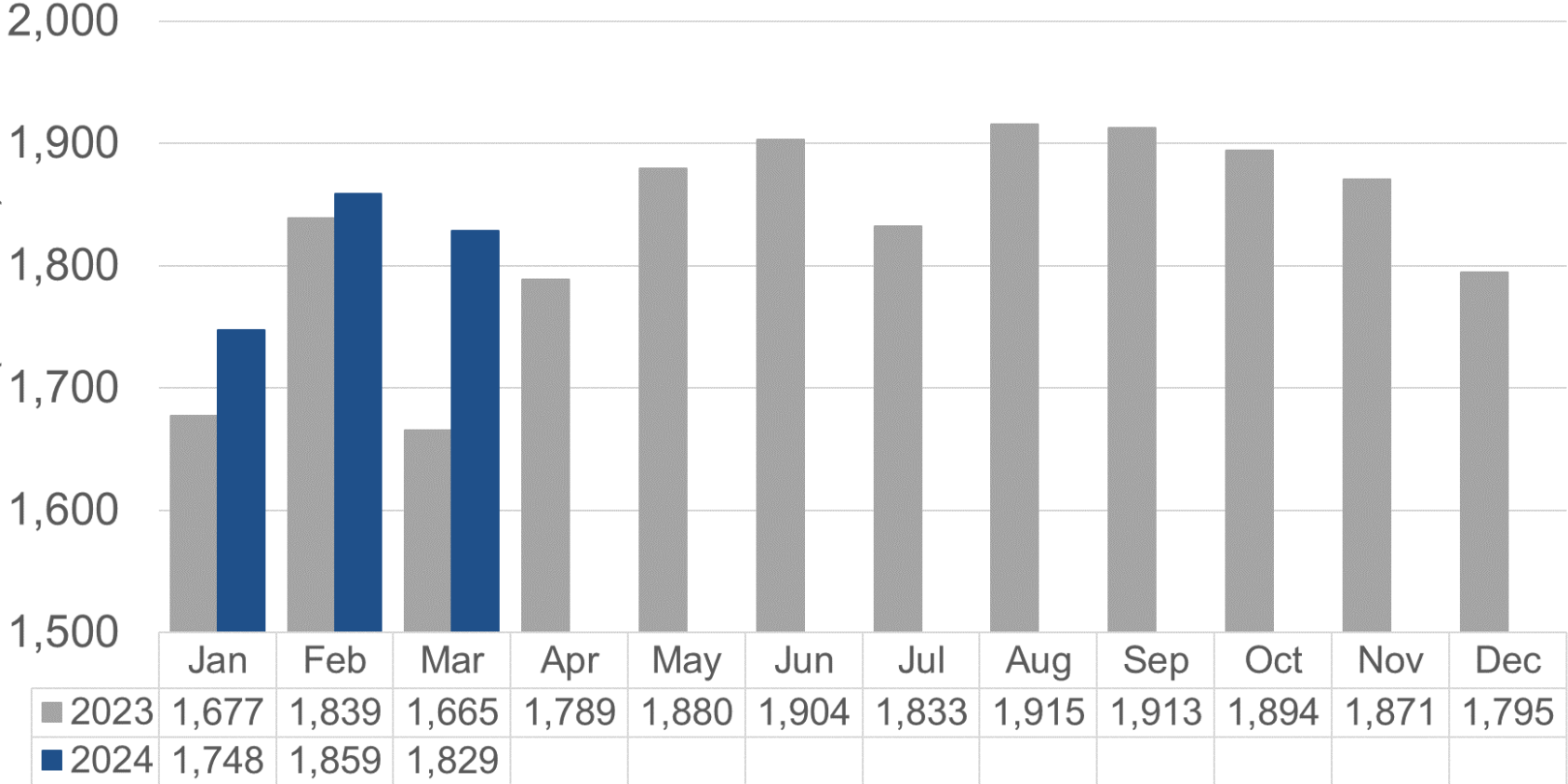
1,260 Customers

RETAIL ELECTRICITY SUPPLIERS

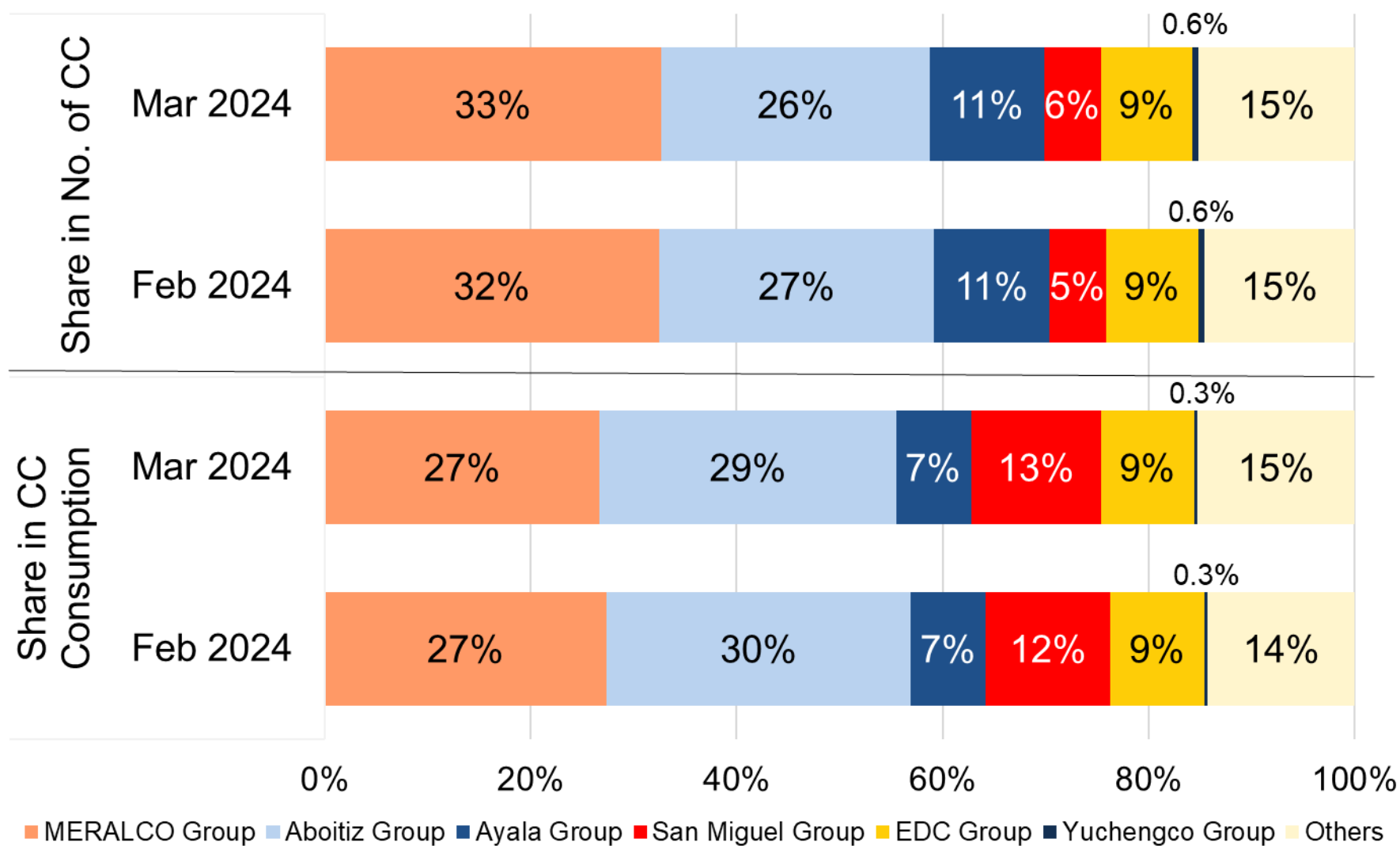
	Licensed/ Authorized	Registered	With Active Contract
R etail E lectricity S upplier	47	41	32
Previous Month	47	40	32
L ocal R etail E lectricity S upplier	29	15	2
Previous Month	29	15	2
S upplier O f L ast R esort	47	27	0
Previous Month	47	27	0



MONTHLY CONSUMPTION

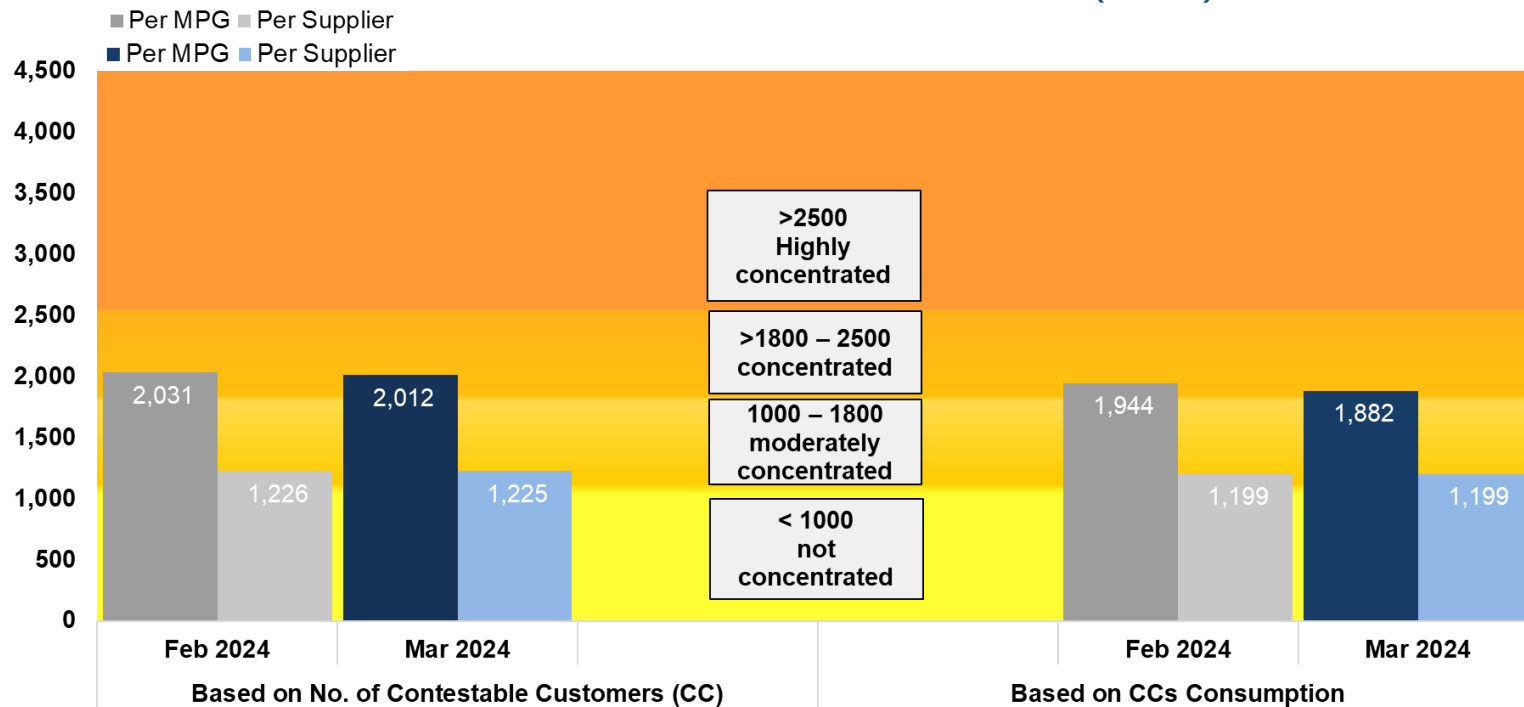


MARKET SHARE

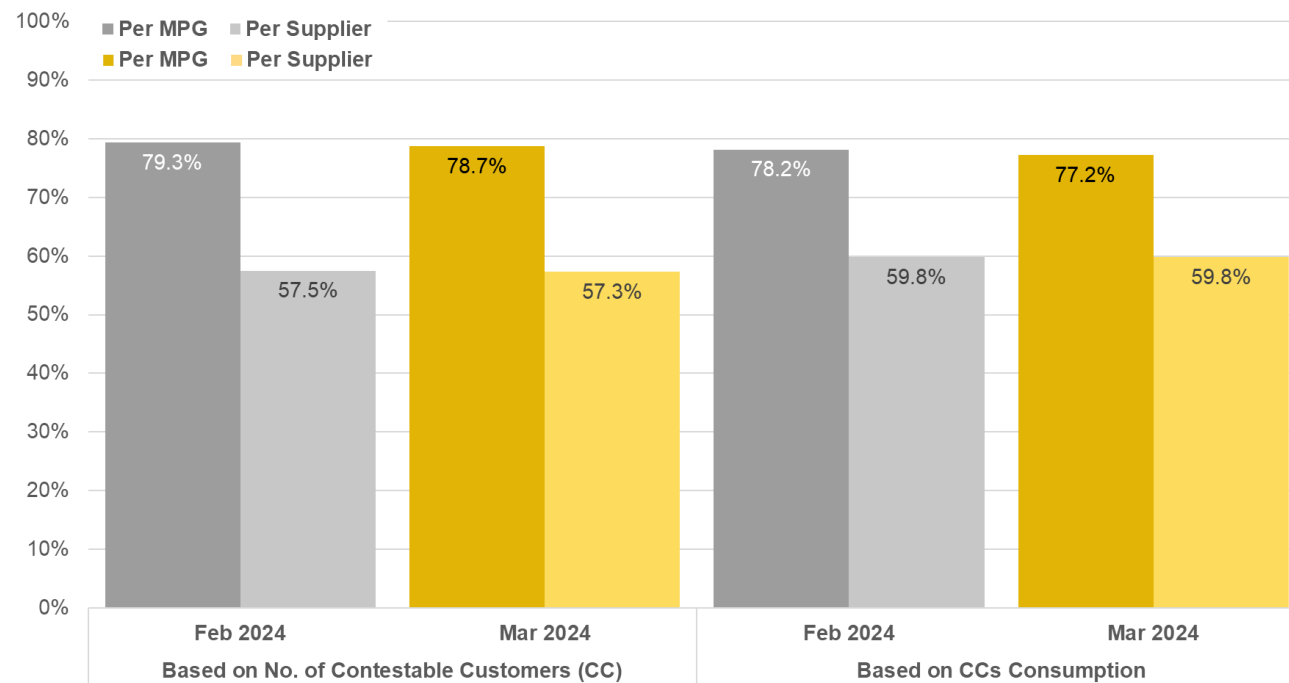


MARKET CONCENTRATION

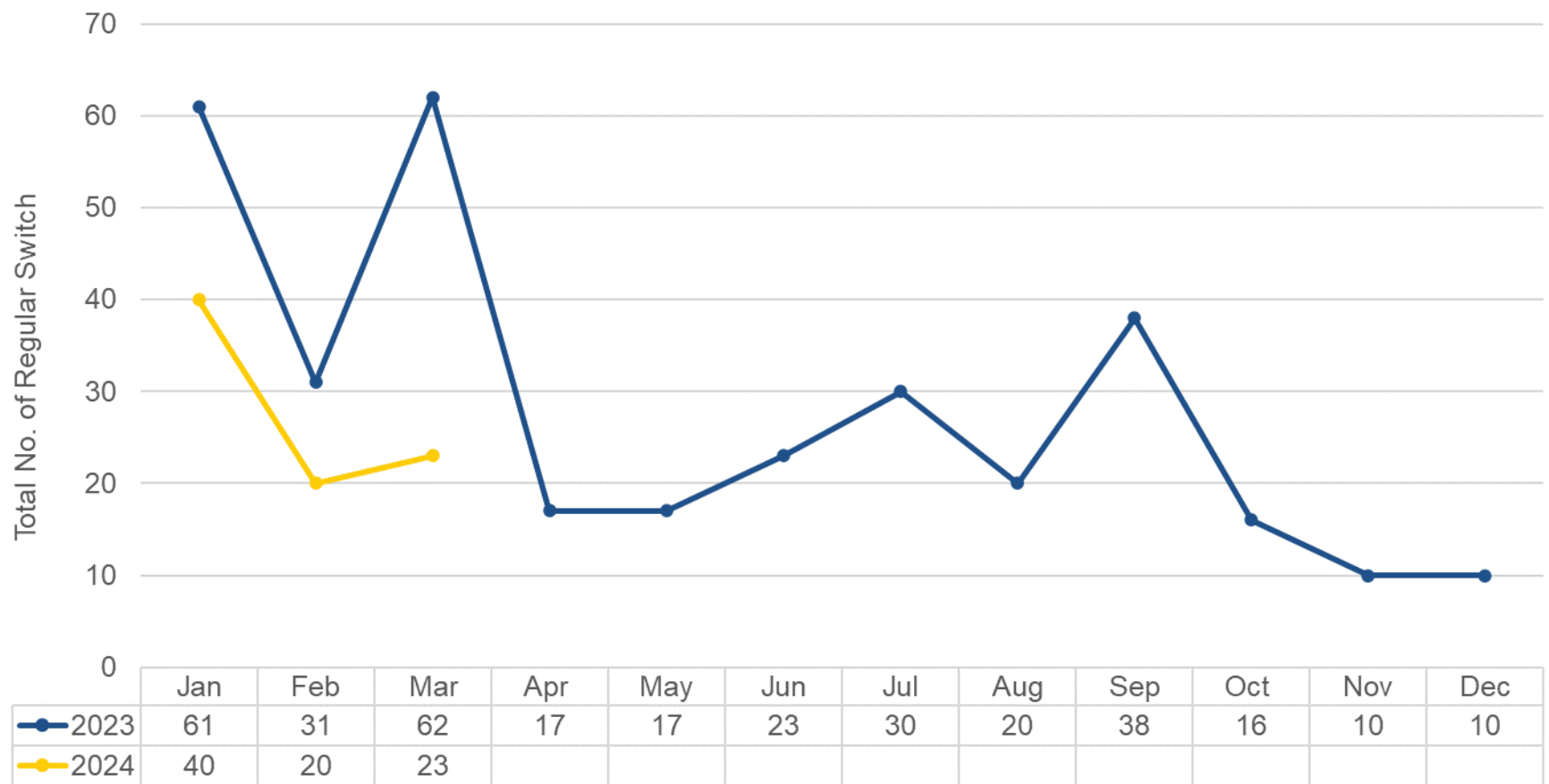
Herfindahl-Hirschman Index (HHI)



Four-Firm Index (C4)



CUSTOMER SWITCHING



Regular Switch - The commercial transfer of a Contestable Customer from one RES or SOLR to another. RES or SOLR. one supplier to another.



SUMMARY OF OBSERVATION

- The Ayala Group remained to be the top market participant group with the highest percentage share for both the number of engaged GEOP End-Users and served energy consumption.
- All thirteen (13) newly registered GEOP End-user were under the Luzon grid and classified under Industrial business category.

AT A GLANCE



Total no. of Registered
GEOP End-Users

339



4.75%



Total no. of Registered
Suppliers with Active
Contract

10



0.00%



Total no. of GEOP End-
Users that Switched to
other RE Supplier

0



100%



Total GEOP End-User's
Electricity Consumption,
in terms of GWh

43



8.20%

339

Total Registered



COMMERCIAL
238 Customers

Previous Month
225 Customers



INDUSTRIAL
101 Customers

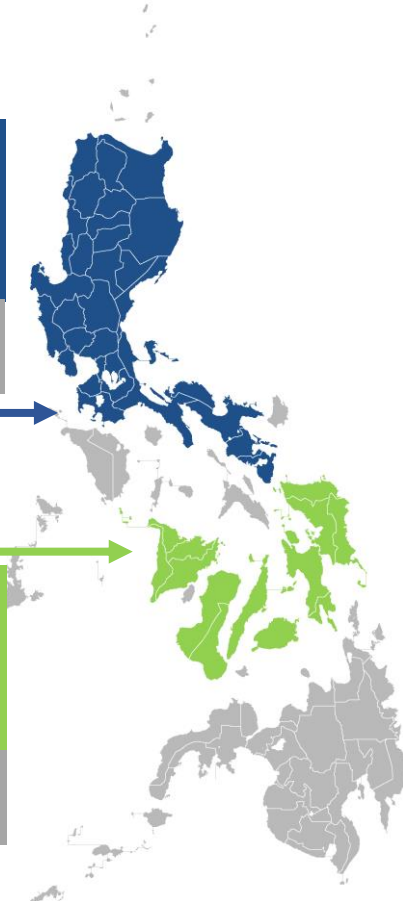
Previous Month
101 Customers

Luzon
255

Previous Month 242

Visayas
84

Previous Month 84



100-499kW

322 Customers

Previous Month
309 Customers

500-749kW

9 Customers

Previous Month
9 Customers

750-999kW

7 Customers

Previous Month
7 Customers

1MW

& ABOVE

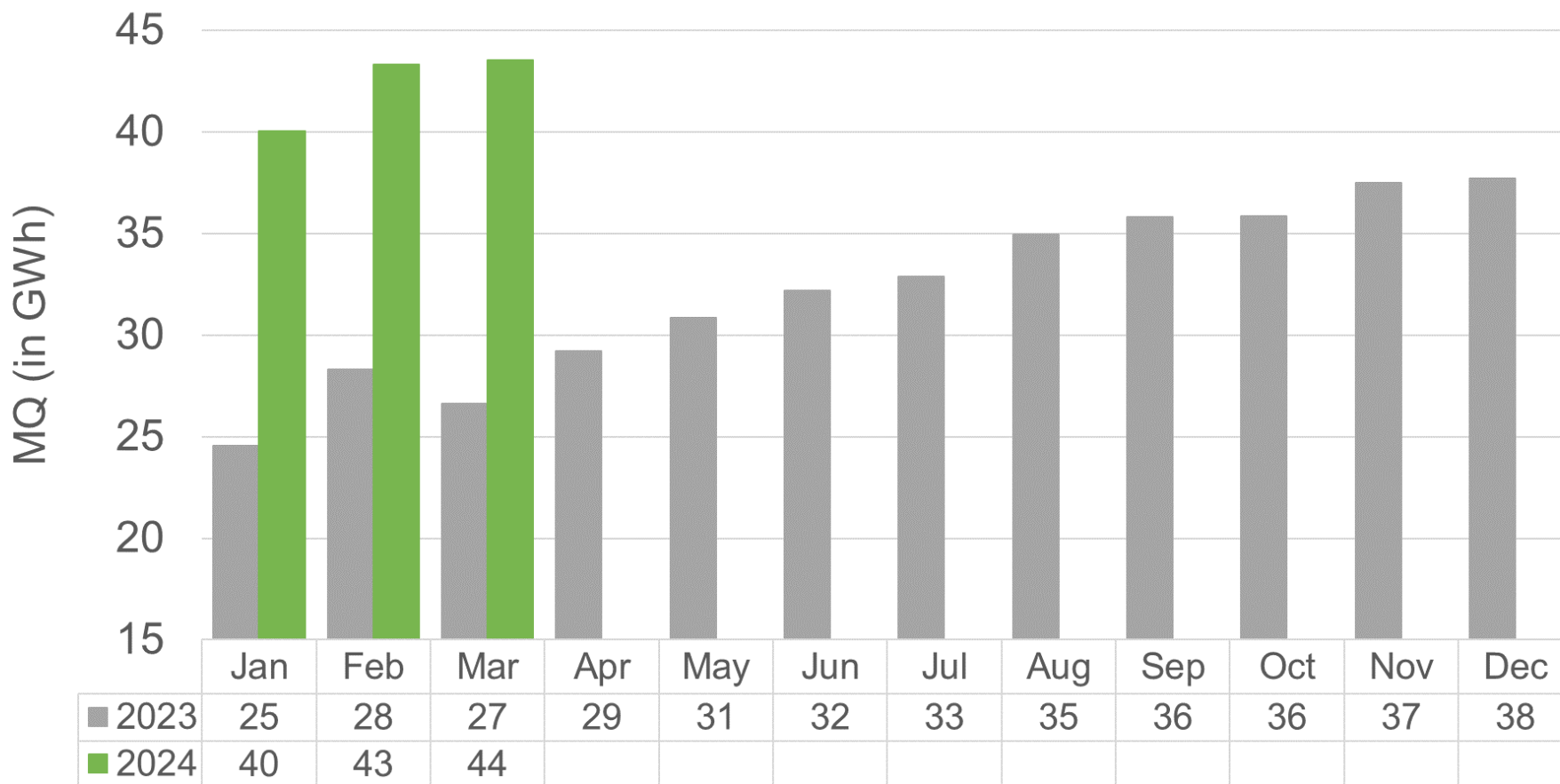
1 Customer

Previous Month
1 Customer

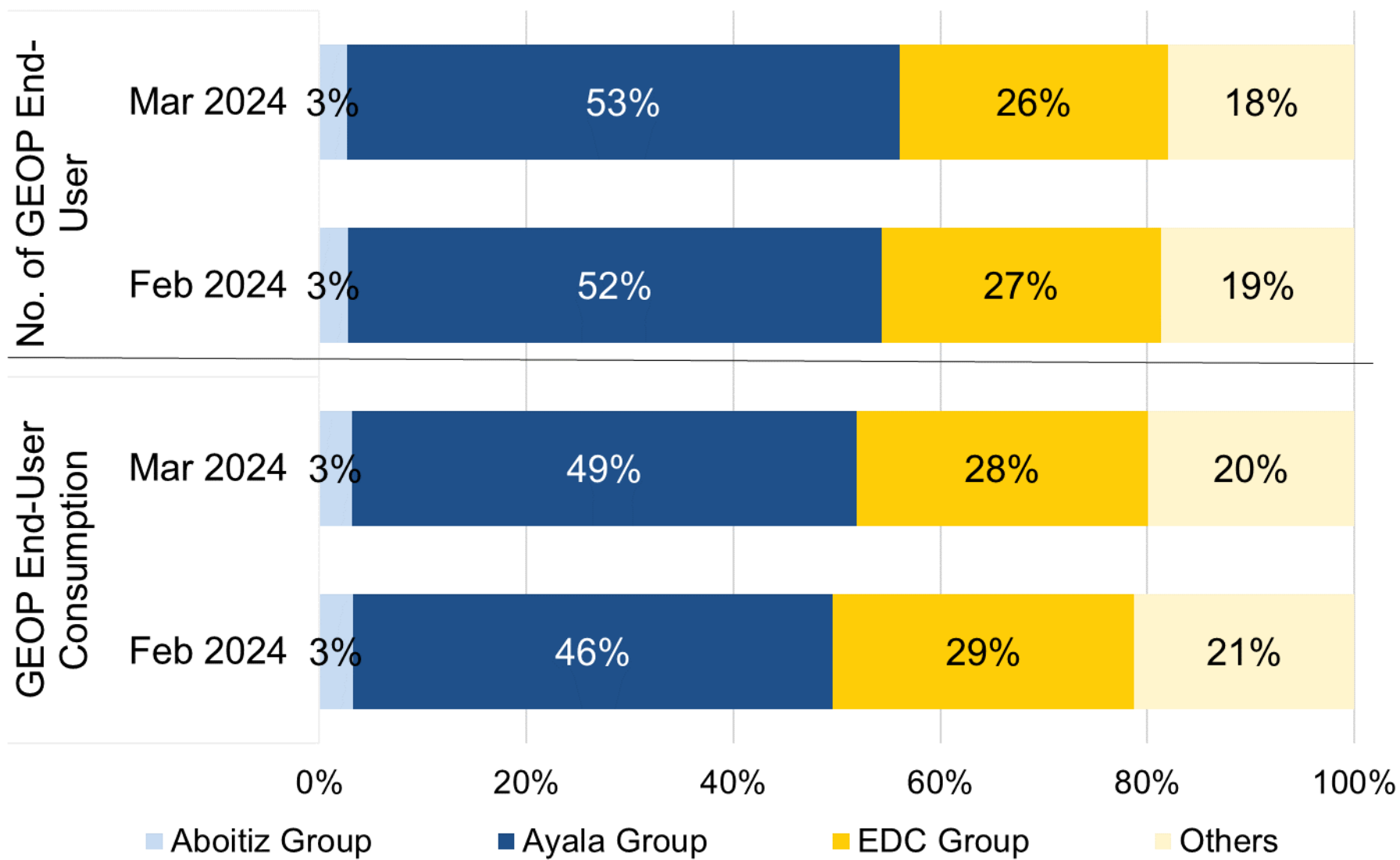
GEOPEND-USERS

	Registered	With Active Contract
R enewable E nergy S upplier	17	10
Previous Month	17	10
S upplier O f L ast R esort	14	-
Previous Month	14	0

RE SUPPLIERS

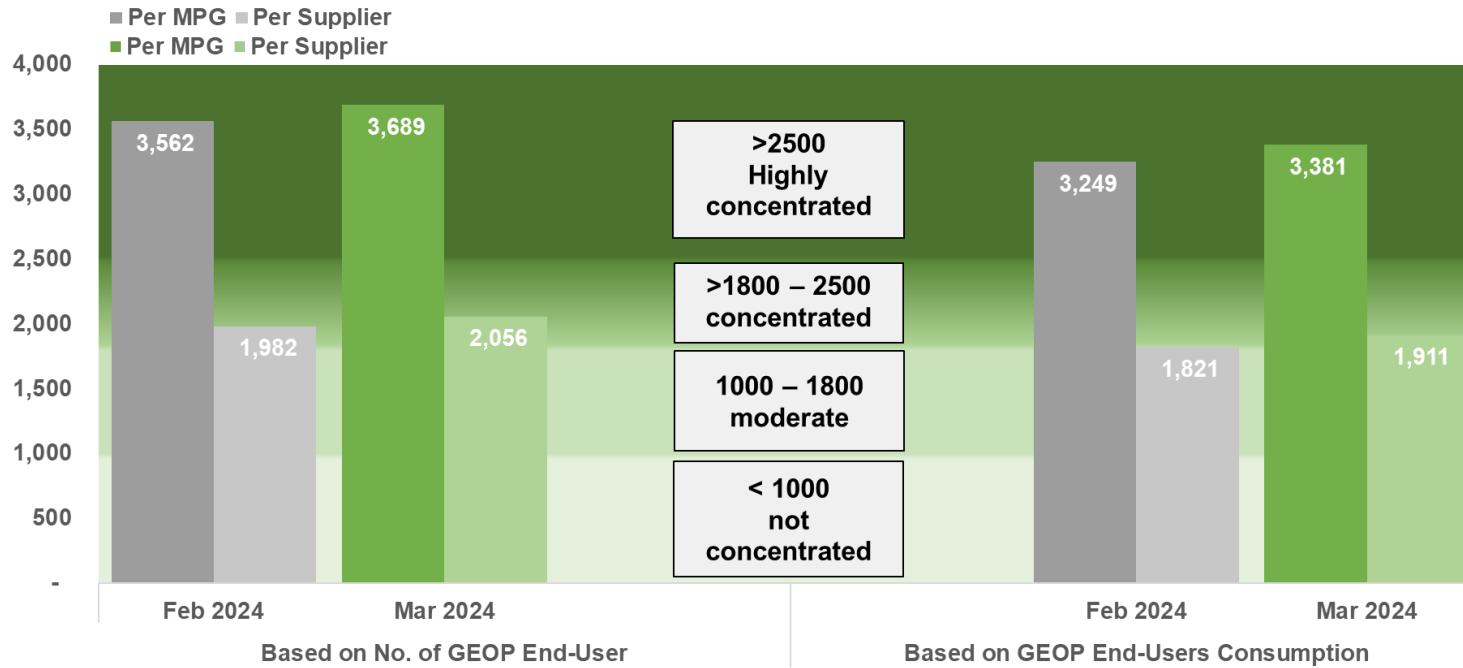


MONTHLY CONSUMPTION

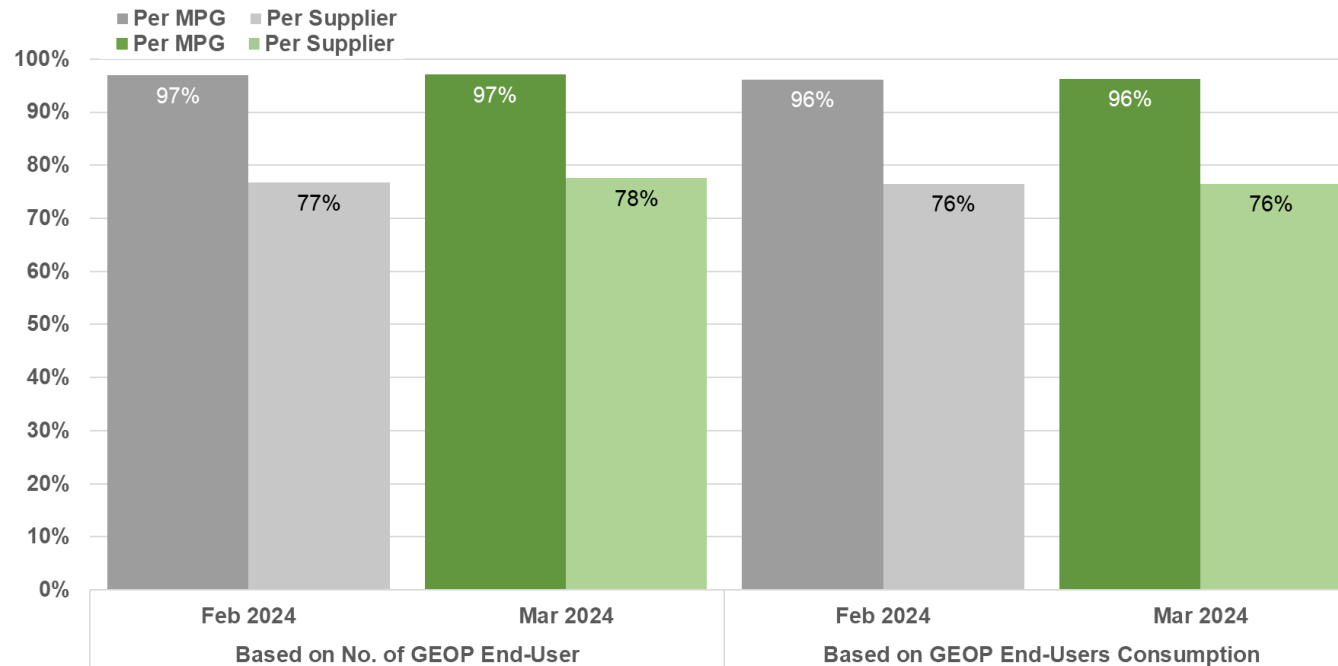


MARKET SHARE

Herfindahl-Hirschman Index (HHI)

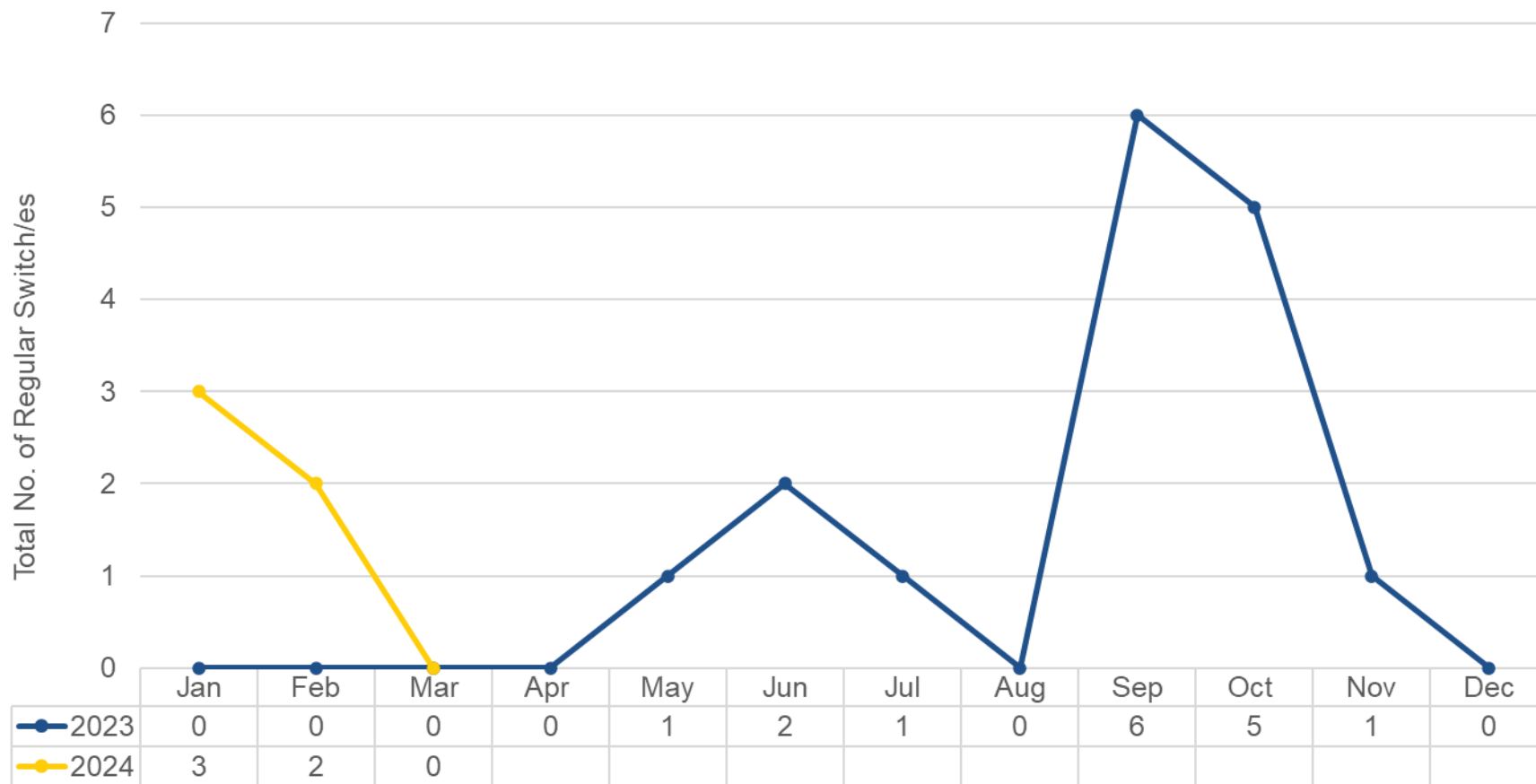


Four-Firm Index (C4)



MARKET CONCENTRATION

CUSTOMER SWITCHING



Regular Switch - The commercial transfer of a GEOP End-User from one RE Supplier to another RE Supplier.

ANNEX

LIST OF REGISTERED SUPPLIERS

No.	Market Participant Name	RCOA	GEOP	No.	Market Participant Name	RCOA	GEOP
1	Aboitiz Energy Solutions, Inc.	✓	✓	22	KEPCO SPC Power Corporation	✓	
2	AC Energy and Infrastructure Corporation	✓		23	Kratos RES, Inc.	✓	✓
3	ACEN Corporation (Formerly known as AC Energy Corporation)	✓	✓	24	Mabuhay Energy Corporation	✓	
4	ACX3 Capital Holdings Inc.	✓		25	Masinloc Power Partners Company Limited	✓	
5	Advent Energy, Inc.	✓	✓	22	Mazzaraty Energy Corporation	✓	
6	Alsons Power Supply Corporation	✓		26	MegawattSolutions Inc.	✓	
7	Anda Power Corporation RES	✓		27	MeridianX Inc.	✓	
8	AP Renewables Inc.	✓	✓	28	PetroGreen Energy Corporation	✓	
9	Asiapac Green Renewable Energy Corp.	✓		29	Premier Energy Resources Corporation	✓	
10	Bac-Man Geothermal, Inc.	✓	✓	30	Prism Energy, Inc.	✓	✓
11	Citicore Energy Solutions, Inc.	✓	✓	31	Rockport Power Inc.	✓	
12	Corenergy, Inc.	✓		32	SEM-Calaca RES Corporation	✓	
13	DirectPower Services, Inc.	✓	✓	33	Shell Energy Philippines, Inc. - RES	✓	✓
14	Ecozone Power Management, Inc.	✓		34	Limay Power Inc. (formerly SMC Consolidated Power Corporation)	✓	
15	EEI Energy Solutions Corporation	✓	✓	35	SN Aboitiz Power- Magat, Inc.	✓	✓
16	FDC Retail Electricity Sales Corporation	✓		36	SN Aboitiz Power-RES, Inc.	✓	✓
17	First Gen Energy Solutions, Inc.	✓	✓	37	Solar Philippines Retail Electricity, Inc.	✓	✓
18	Global Energy Supply Corporation	✓		38	TeaM (Philippines) Energy Corporation	✓	
19	GNPower Ltd. Co.	✓		40	Therma Luzon, Inc.	✓	✓
20	Green Core Geothermal, Inc.	✓	✓	41	Vantage Energy Solutions and Management, Inc.	✓	
21	Jin Navitas Electric Corporation	✓					

Connect with PEMC

✉ pemc_info@wesm.ph

☎ +63 2 8631 8734

📍 18F Robinson Equitable Tower,
ADB Avenue Ortigas Center,
Pasig City 1600, Philippines



[pemcinfo](#)



[pemcinfo](#)



[PEMC Info](#)



[PEMC Info](#)