



# MONTHLY RETAIL MARKET ASSESSMENT HIGHLIGHTS

---

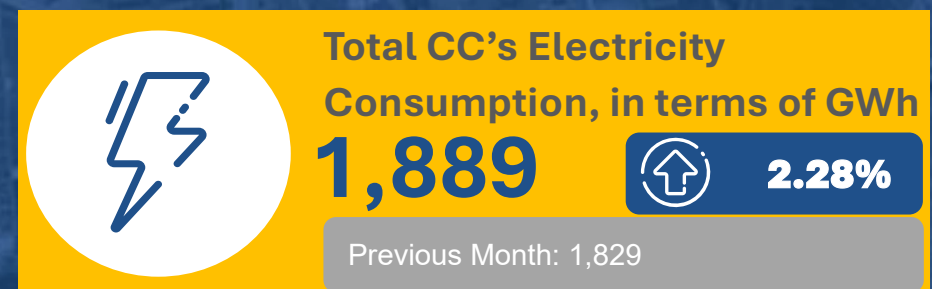
26 March to 25 April 2024

# RCOA

# SUMMARY OF OBSERVATION

- The MERALCO Group remained to be the market participant group with the highest percentage share for the number of engaged Contestable Customers (CC), while the Ayala Group had the highest percentage share in terms of served energy consumption.
- Nineteen (19) CCs switched to other Suppliers, fifteen (15) of which were due to the expiration of supply contracts.
- Four (4) CCs ceased participation in the Retail Competition and Open Access (RCOA) Market.
  - Two (2) cessation of operation and two (2) change of ownership
- Cagayan Electric Power & Light Company, Inc. (CEPALCO) was registered as a retail metering services provider in Mindanao.
  - Cagayan Electric Power & Light Company, Inc. (CEPALCO)

## AT A GLANCE



# 2,029

## Total Registered



### COMMERCIAL

**1,081 Customers**

Previous Month

1,076 Customers



### INDUSTRIAL

**948 Customers**

Previous Month

945 Customers

### Luzon

**1,776**

Previous Month 1,769

### Visayas

**253**

Previous Month 252



**500-749kW**

**329 Customers**

Previous Month

321 Customers

**750-999kW**

**437 Customers**

Previous Month

434 Customers

**1MW  
& ABOVE**

**1,263 Customers**

Previous Month

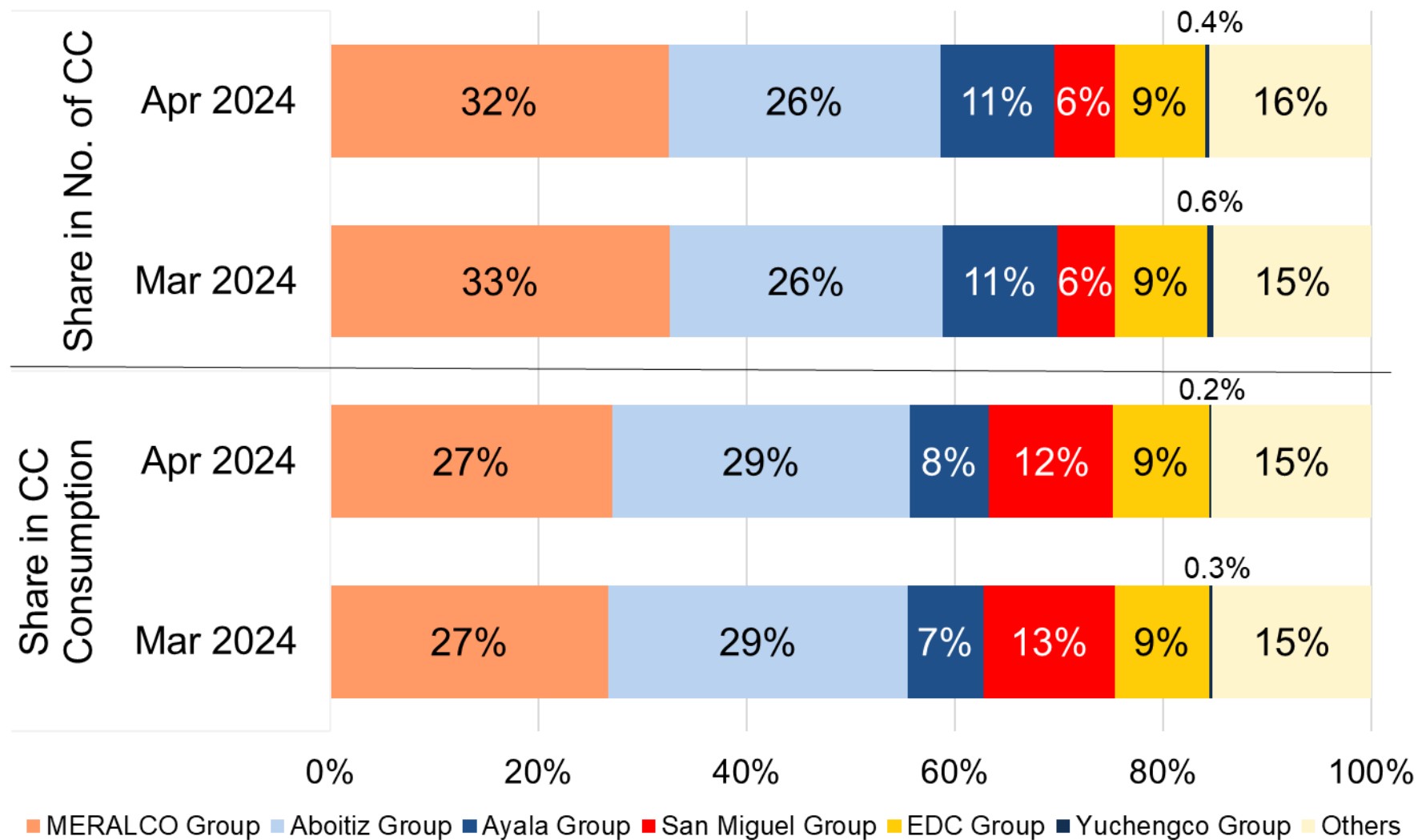
1,266 Customers

# RETAIL ELECTRICITY SUPPLIERS

	Registered	Serving CCs
<b>R</b> etail <b>E</b> lectricity <b>S</b> upplier	<b>41</b>	<b>32</b>
Previous Month	41	32
<b>L</b> ocal <b>R</b> etail <b>E</b> lectricity <b>S</b> upplier	<b>15</b>	<b>2</b>
Previous Month	15	2
<b>S</b> upplier <b>O</b> f <b>L</b> ast <b>R</b> esort	<b>27</b>	<b>0</b>
Previous Month	27	0

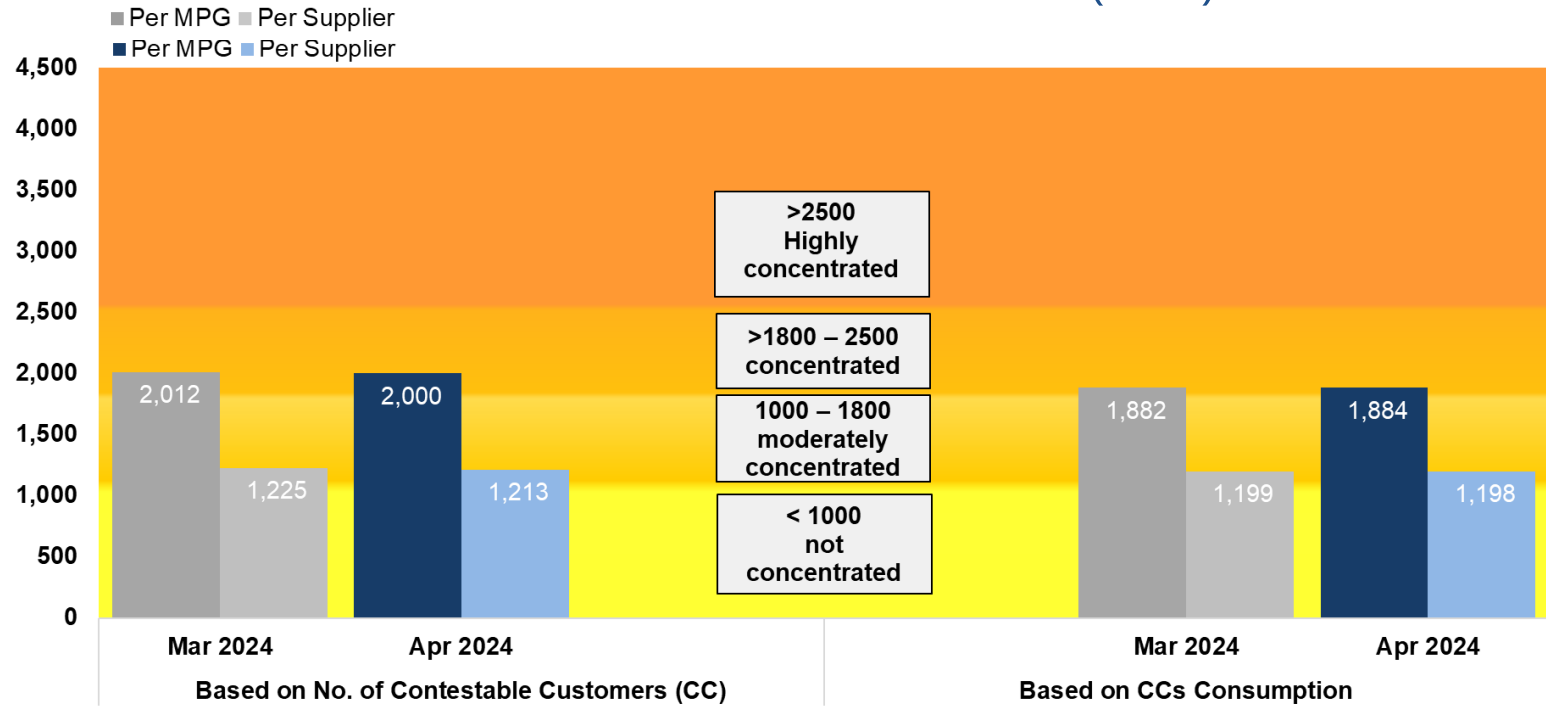


# MARKET SHARE

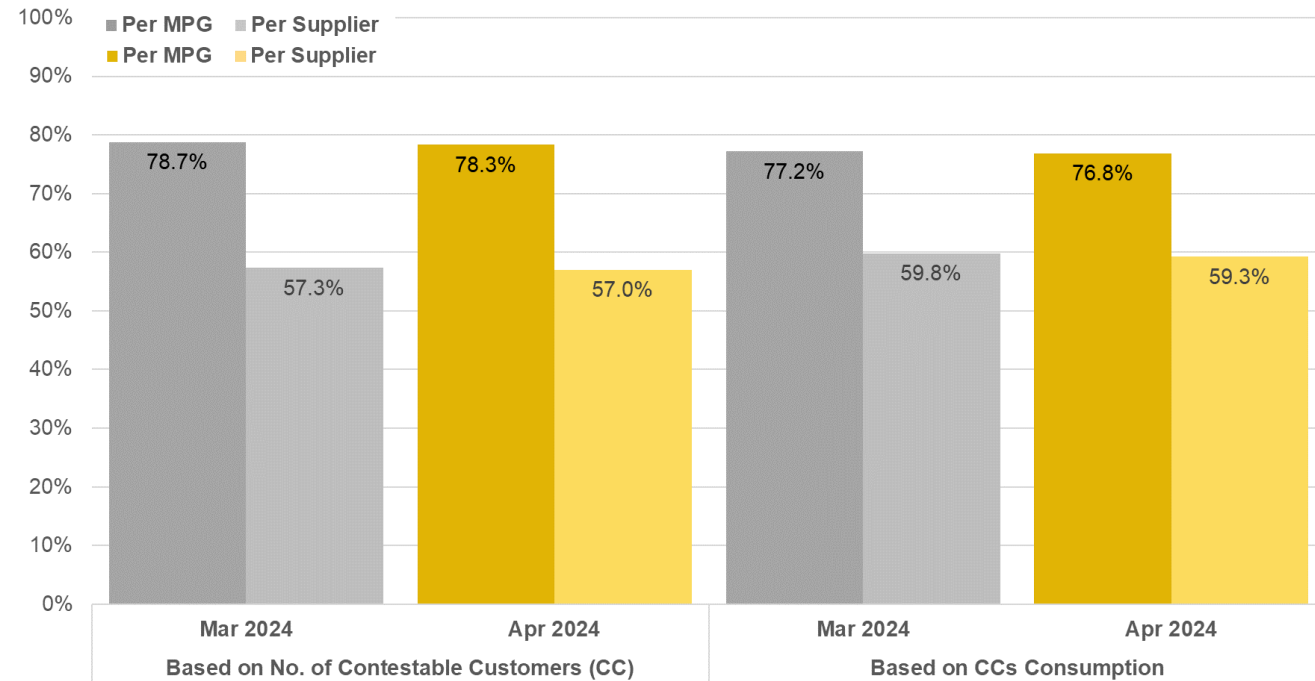


# MARKET CONCENTRATION

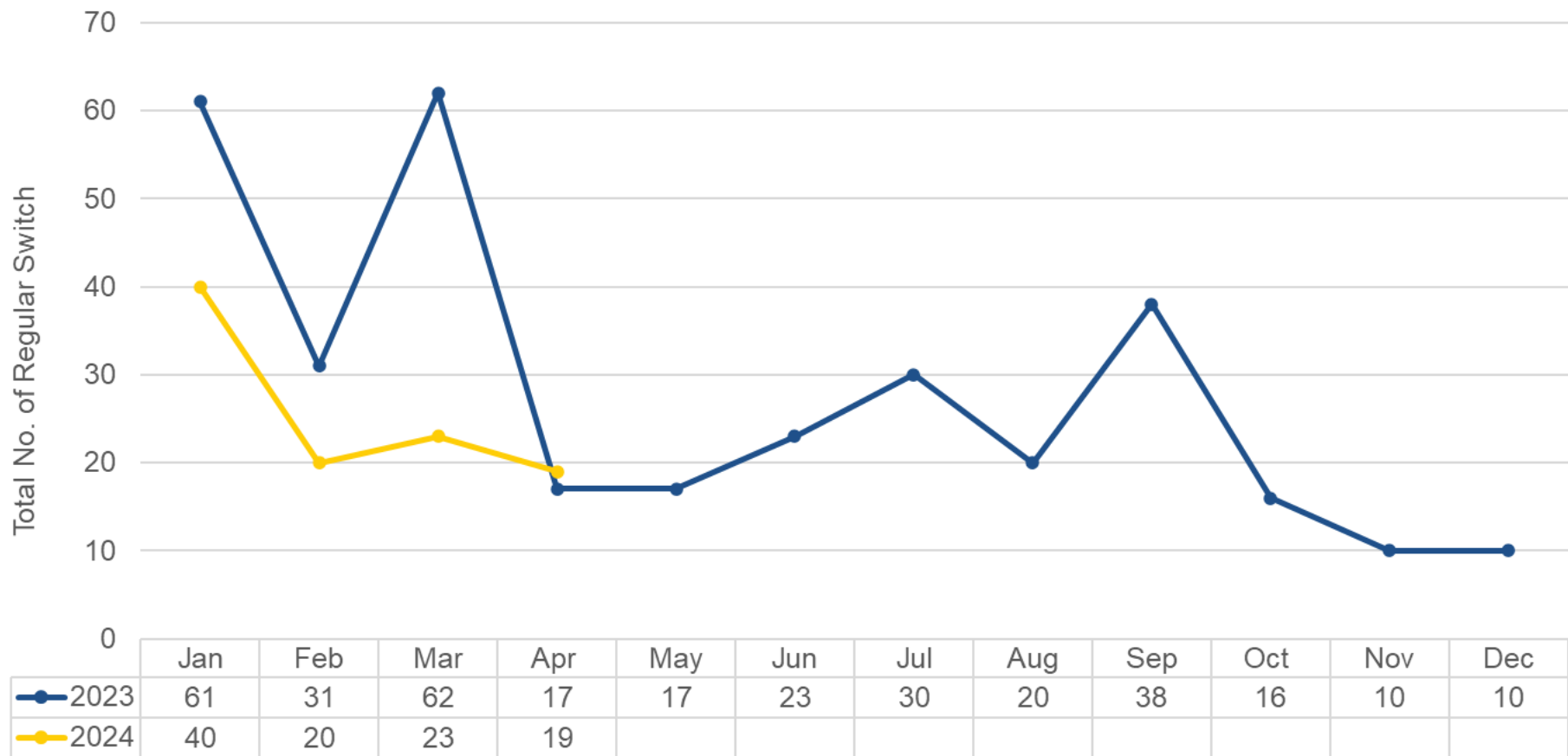
## Herfindahl-Hirschman Index (HHI)



## Four-Firm Index (C4)



# CUSTOMER SWITCHING



*Regular Switch - Commercial transfer of a Contestable Customer from one Supplier to another.*

# GEOP

## SUMMARY OF OBSERVATION

- The Ayala Group remained to be the market participant group with the highest percentage share for both the number of engaged GEOP End-Users and served energy consumption.
- One (1) GEOP End-User with Commercial business was registered in the Luzon grid.
- Two (2) electric cooperatives were registered as Supplier of Last Resort (SoLR)
  - Negros Oriental II Electric Cooperative (NORECO II); and
  - Isabela I Electric Cooperative, Inc. (ISECO I).

## AT A GLANCE



**Total no. of Registered GEOP  
End-Users (GEU)**

**340**



**0.29%**

Previous Month: 339



**Total no. of Registered  
Suppliers Serving GEUs**

**10**



**0.00%**

Previous Month: 10




**Total no. of GEUs that  
Switched to other RE Supplier**

**0**



**0.00%**

Previous Month: 0



**Total GEU's Electricity  
Consumption, in terms of GWh**

**46**



**4.55%**

Previous Month: 44

# 340

## Total Registered



**COMMERCIAL**  
**239 Customers**

Previous Month  
238 Customers



**INDUSTRIAL**  
**101 Customers**

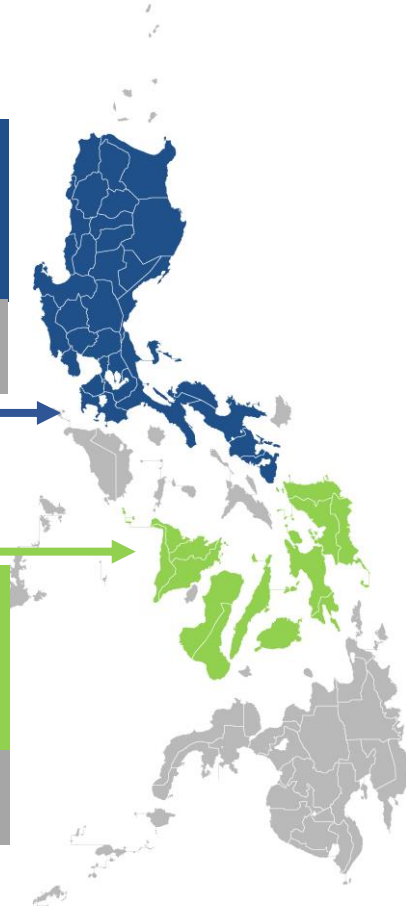
Previous Month  
101 Customers

**Luzon**  
**256**

Previous Month 255

**Visayas**  
**84**

Previous Month 84



**100-499kW**

**323 Customers**

Previous Month  
322 Customers

**500-749kW**

**9 Customers**

Previous Month  
9 Customers

**750-999kW**

**7 Customers**

Previous Month  
7 Customers

**1MW**

**& ABOVE**

**1 Customer**

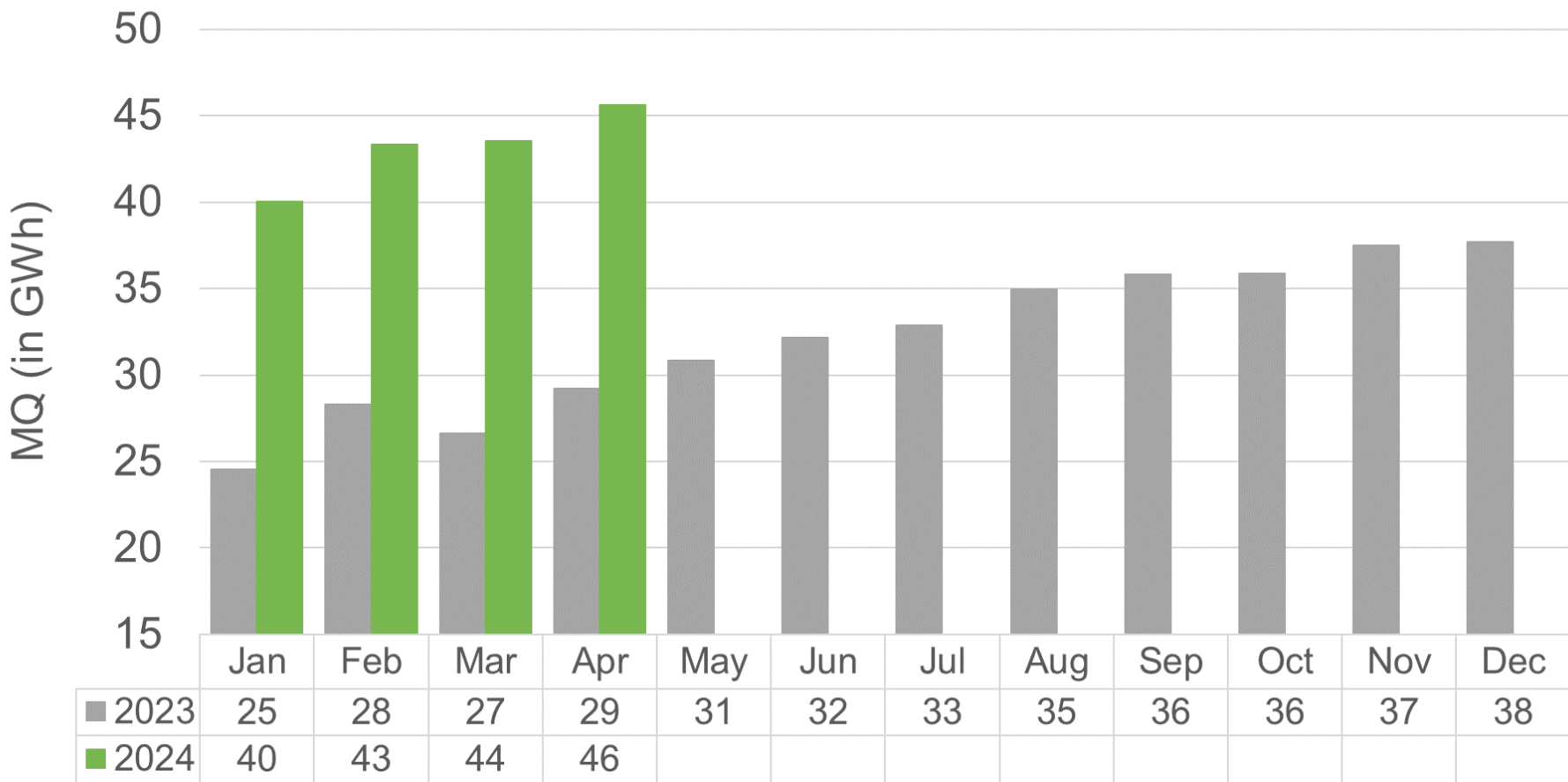
Previous Month  
1 Customer

GEOPEND-USERS

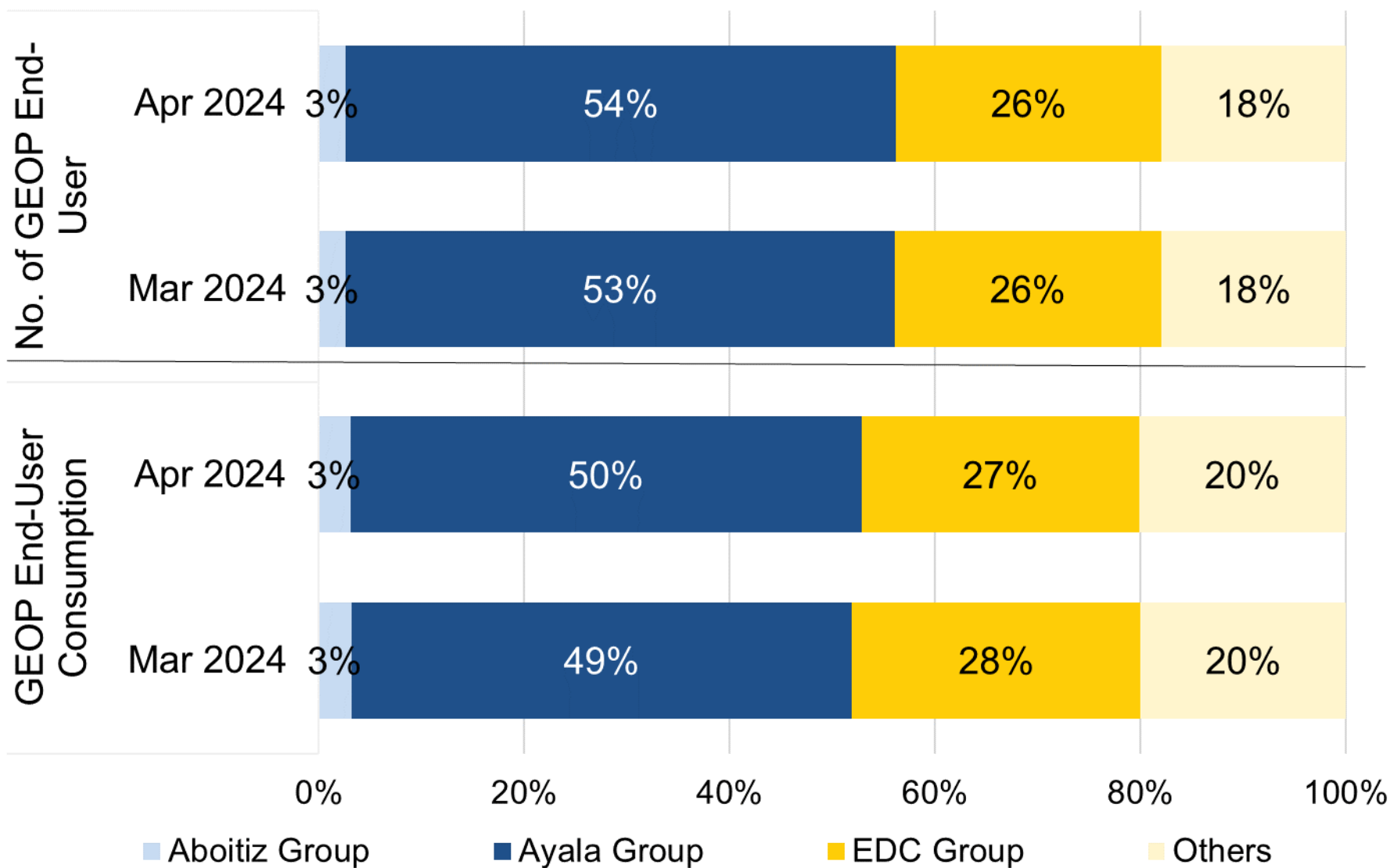
	Registered	Serving GEUs
<b>R</b> enewable <b>E</b> nergy <b>S</b> upplier	<b>17</b>	<b>10</b>
Previous Month	17	10
<b>S</b> upplier <b>O</b> f <b>L</b> ast <b>R</b> esort	<b>16</b>	<b>0</b>
Previous Month	14	0

RE SUPPLIERS



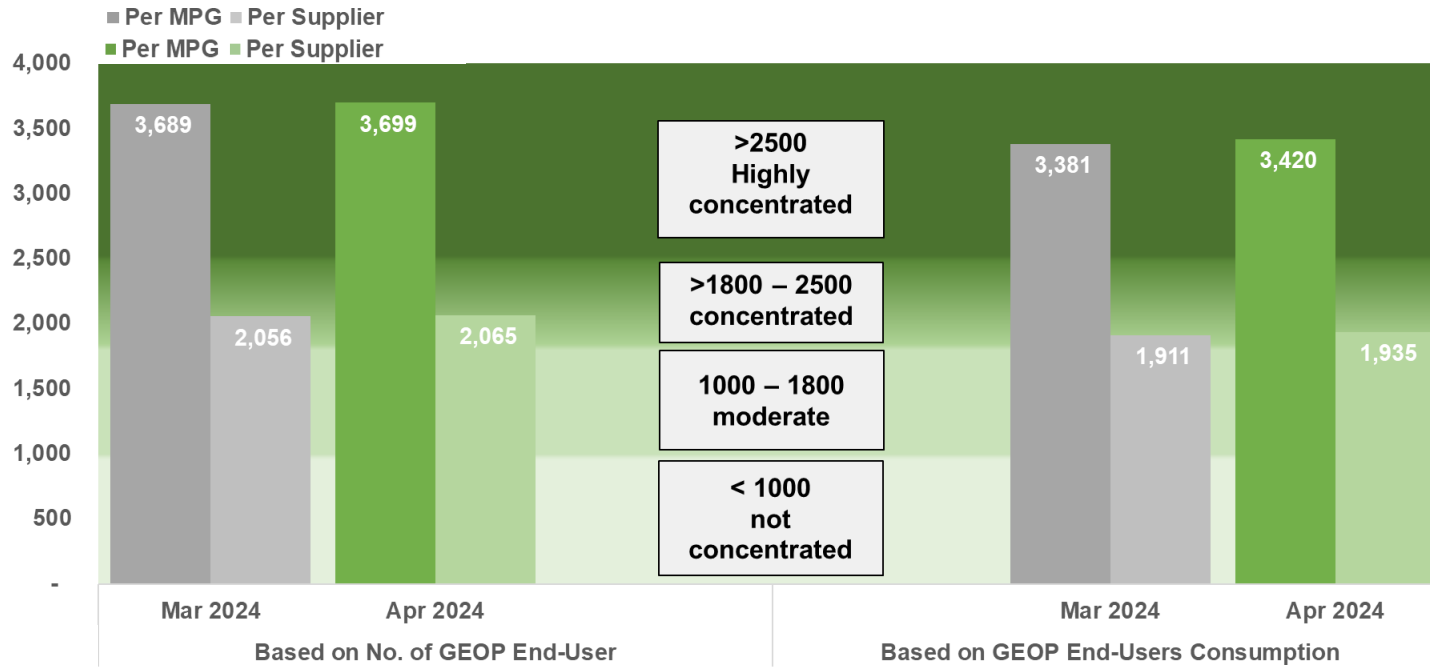


# MONTHLY CONSUMPTION

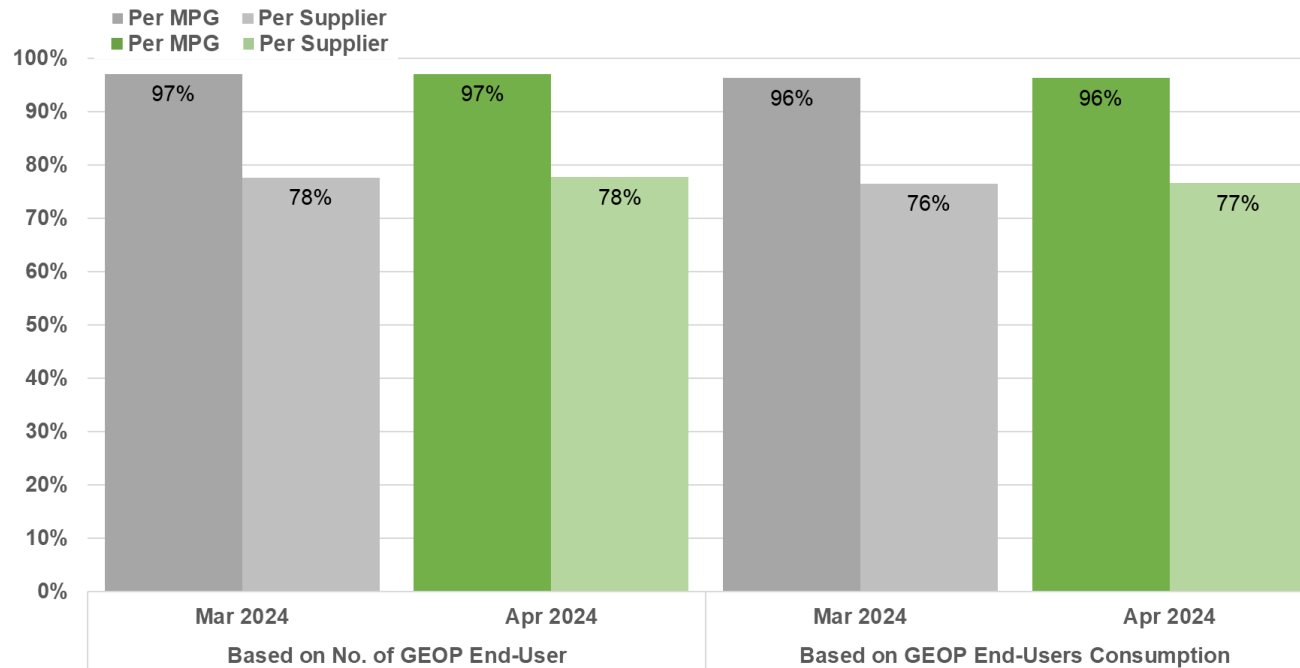


MARKET SHARE

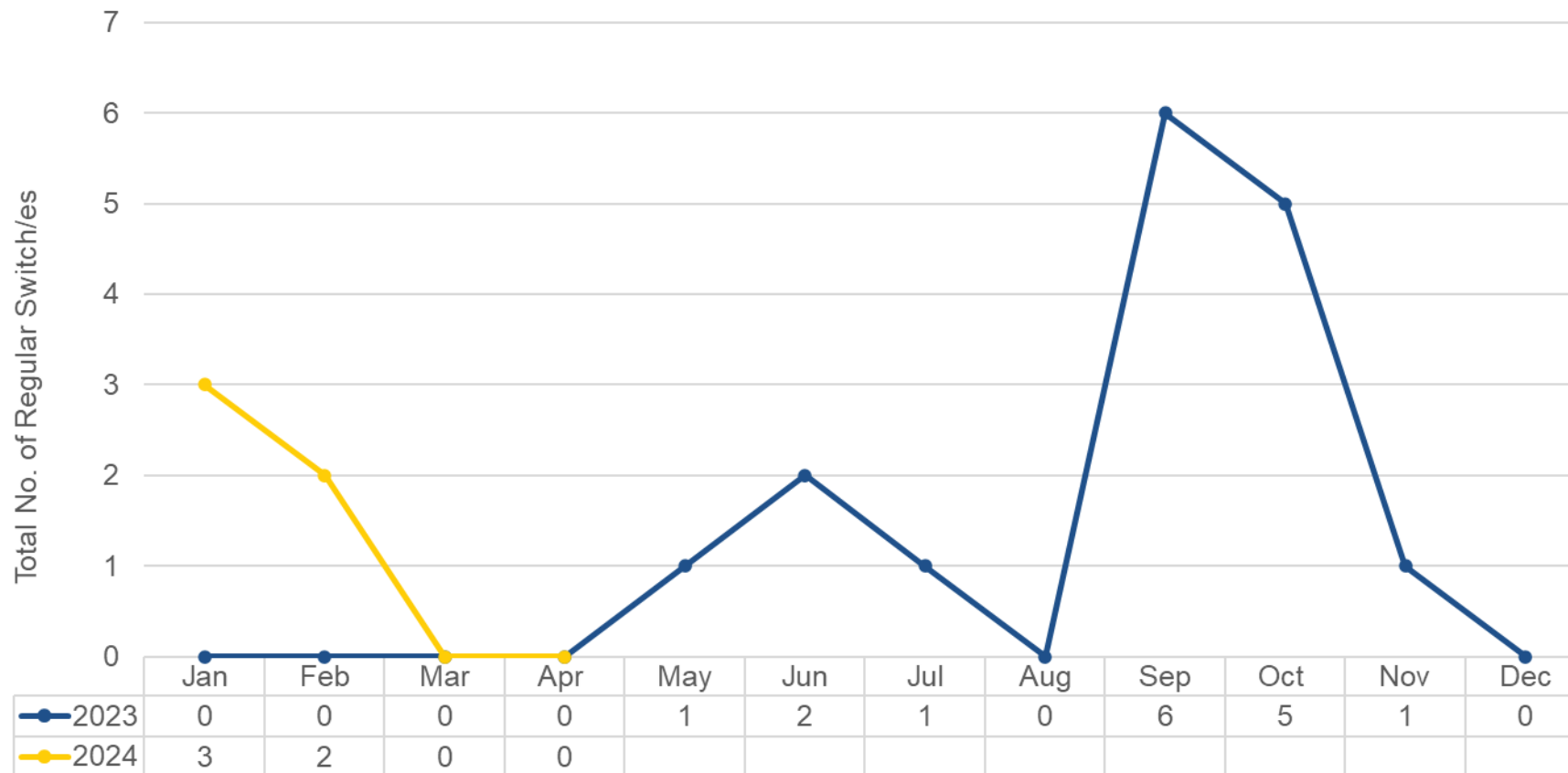
## Herfindahl-Hirschman Index (HHI)



## Four-Firm Index (C4)



MARKET CONCENTRATION



*Regular Switch - The commercial transfer of a GEOP End-User from one RE Supplier to another RE Supplier.*

CUSTOMER SWITCHING

# ANNEX

## LIST OF REGISTERED SUPPLIERS

No.	Market Participant Name	RCOA	GEOP	No.	Market Participant Name	RCOA	GEOP
1	Aboitiz Energy Solutions, Inc.	✓	✓	22	KEPCO SPC Power Corporation	✓	
2	AC Energy and Infrastructure Corporation	✓		23	Kratos RES, Inc.	✓	✓
3	ACEN Corporation (Formerly known as AC Energy Corporation)	✓	✓	24	Mabuhay Energy Corporation	✓	
4	ACX3 Capital Holdings Inc.	✓		25	Masinloc Power Partners Company Limited	✓	
5	Advent Energy, Inc.	✓	✓	22	Mazzaraty Energy Corporation	✓	
6	Alsons Power Supply Corporation	✓		26	MegawattSolutions Inc.	✓	
7	Anda Power Corporation RES	✓		27	MeridianX Inc.	✓	
8	AP Renewables Inc.	✓	✓	28	PetroGreen Energy Corporation	✓	
9	Asiapac Green Renewable Energy Corp.	✓		29	Premier Energy Resources Corporation	✓	
10	Bac-Man Geothermal, Inc.	✓	✓	30	Prism Energy, Inc.	✓	✓
11	Citicore Energy Solutions, Inc.	✓	✓	31	Rockport Power Inc.	✓	
12	Corenergy, Inc.	✓		32	SEM-Calaca RES Corporation	✓	
13	DirectPower Services, Inc.	✓	✓	33	Shell Energy Philippines, Inc. - RES	✓	✓
14	Ecozone Power Management, Inc.	✓		34	Limay Power Inc. (formerly SMC Consolidated Power Corporation)	✓	
15	EEI Energy Solutions Corporation	✓	✓	35	SN Aboitiz Power- Magat, Inc.	✓	✓
16	FDC Retail Electricity Sales Corporation	✓		36	SN Aboitiz Power-RES, Inc.	✓	✓
17	First Gen Energy Solutions, Inc.	✓	✓	37	Solar Philippines Retail Electricity, Inc.	✓	✓
18	Global Energy Supply Corporation	✓		38	TeaM (Philippines) Energy Corporation	✓	
19	GNPower Ltd. Co.	✓		40	Therma Luzon, Inc.	✓	✓
20	Green Core Geothermal, Inc.	✓	✓	41	Vantage Energy Solutions and Management, Inc.	✓	
21	Jin Navitas Electric Corporation	✓					

# Connect with PEMC

✉ [pemc\\_info@wesm.ph](mailto:pemc_info@wesm.ph)

☎ +63 2 8631 8734

📍 18F Robinson Equitable Tower,  
ADB Avenue Ortigas Center,  
Pasig City 1600, Philippines



[pemcinfo](#)



[pemcinfo](#)



[PEMC Info](#)



[PEMC Info](#)