



MONTHLY RETAIL MARKET ASSESSMENT HIGHLIGHTS

26 March to 25 April 2024

Document Information Classification: Public

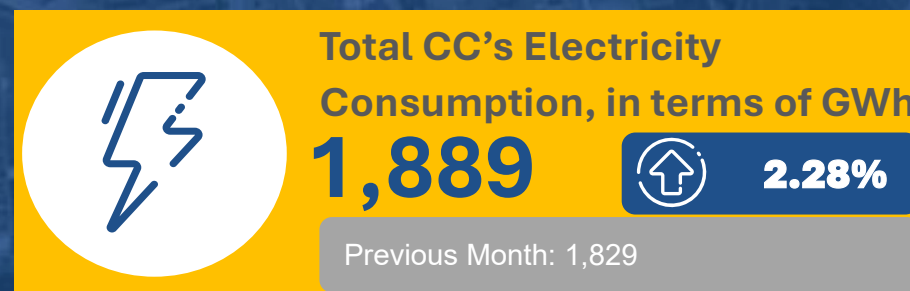
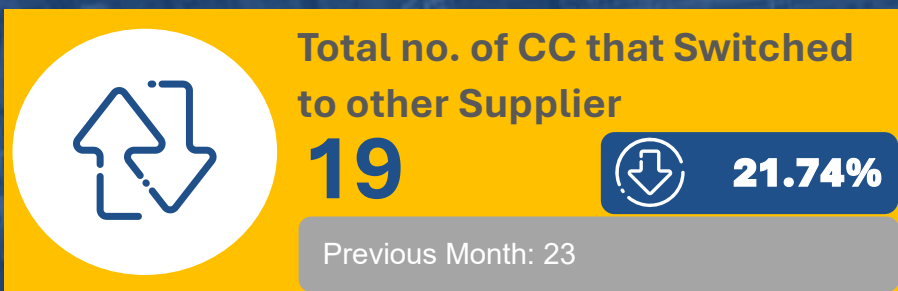
The information contained in this document is based on data that are subject to continuous verification by the Philippine Electricity Market Corporation (PEMC). The same information is subject to change as updated figures come in.

RCOA

SUMMARY OF OBSERVATION

- The MERALCO Group remained to be the market participant group with the highest percentage share for the number of engaged Contestable Customers (CC), while the Aboitiz Group had the highest percentage share in terms of served energy consumption.
- Nineteen (19) CCs switched to other Suppliers, fifteen (15) of which were due to the expiration of supply contracts.
- Four (4) CCs ceased participation in the Retail Competition and Open Access (RCOA) Market.
 - Two (2) cessation of operation and two (2) change of ownership
- Cagayan Electric Power & Light Company, Inc. (CEPALCO) was registered as a retail metering services provider in Mindanao.

AT A GLANCE



2,029

Total Registered



COMMERCIAL

1,081 Customers

Previous Month

1,076 Customers



INDUSTRIAL

948 Customers

Previous Month

945 Customers

Luzon

1,776

Previous Month 1,769

Visayas

253

Previous Month 252



500-749kW

329 Customers

Previous Month

321 Customers

750-999kW

437 Customers

Previous Month

434 Customers

**1MW
& ABOVE**

1,263 Customers

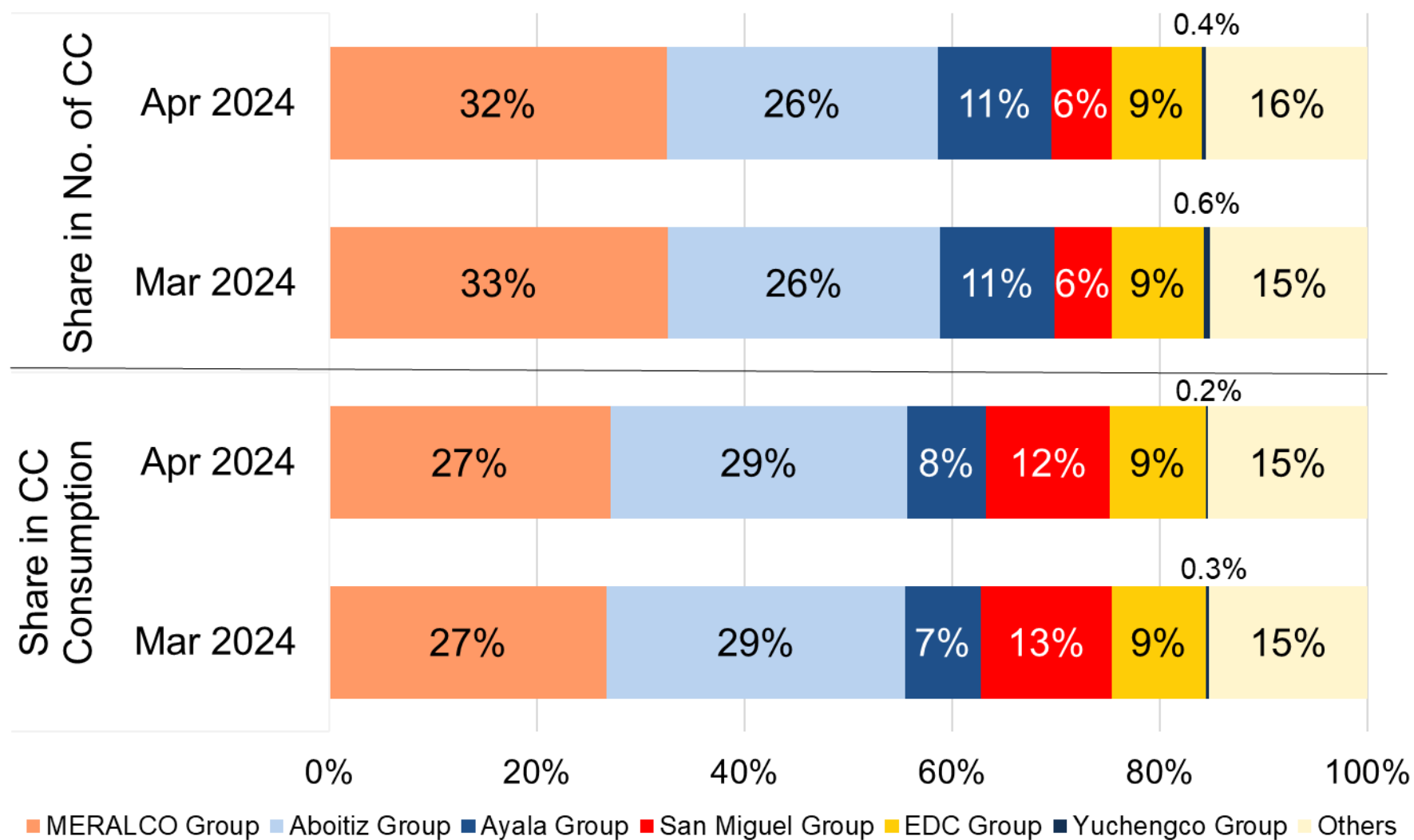
Previous Month

1,266 Customers

RETAIL ELECTRICITY SUPPLIERS

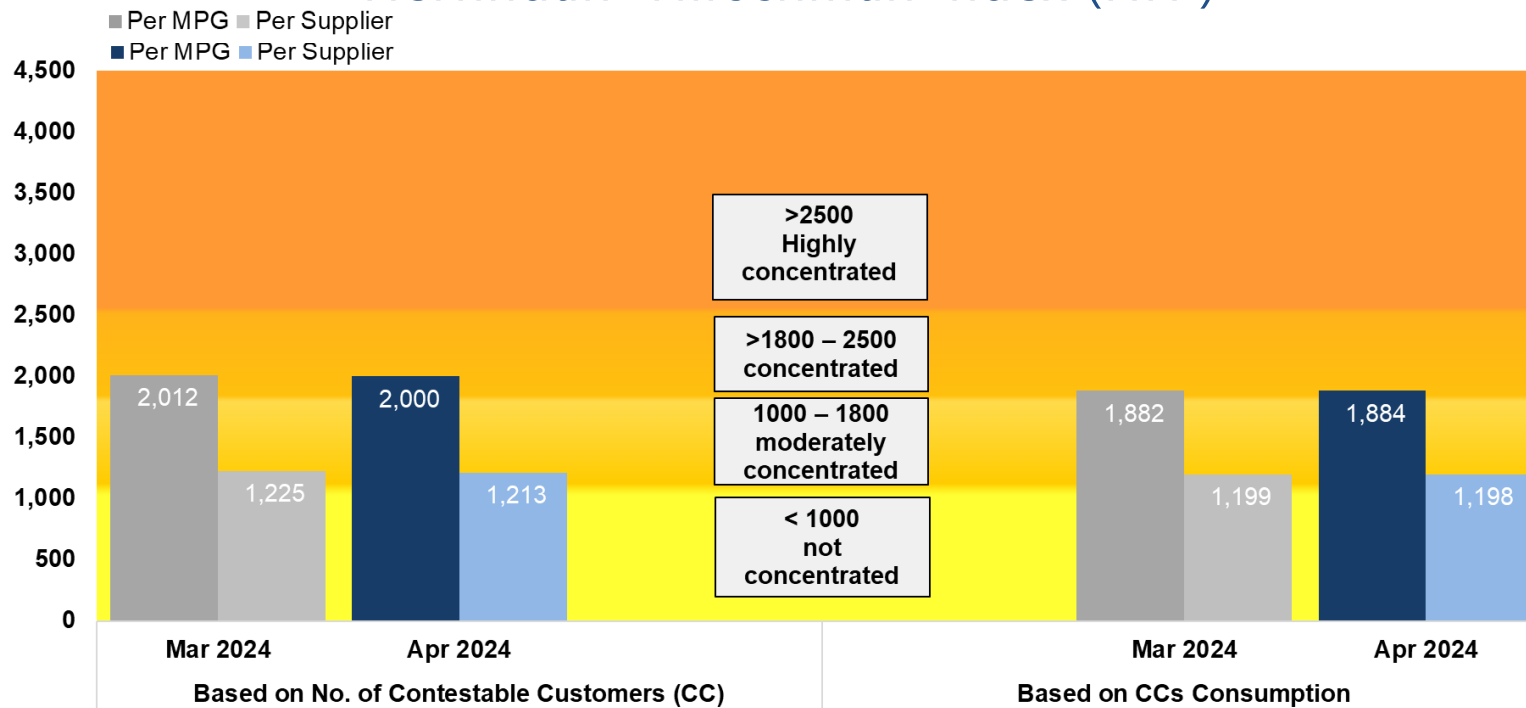
	Registered	Serving CCs
R _{etail} E _{lectricity} S _{upplier}	41	32
Previous Month	41	32
L _{ocal} R _{etail} E _{lectricity} S _{upplier}	15	2
Previous Month	15	2
S _{upplier} O _f L _{ast} R _{esort}	27	0
Previous Month	27	0

MARKET SHARE

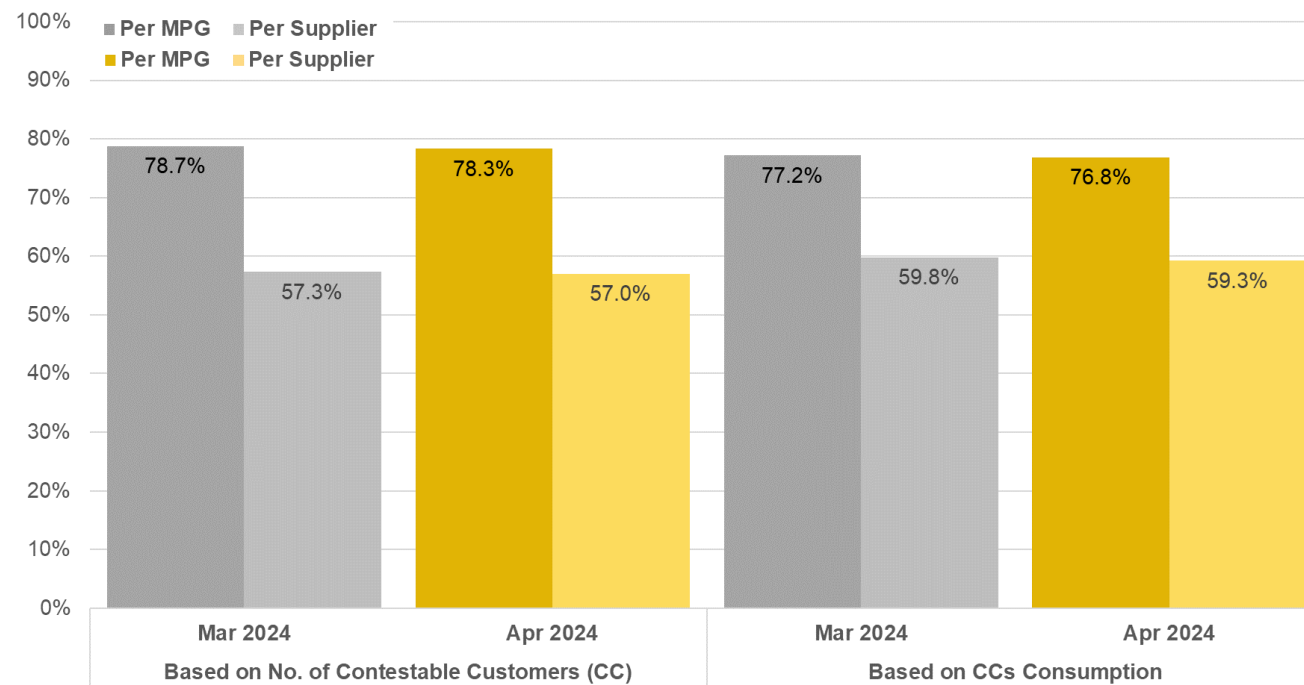


MARKET CONCENTRATION

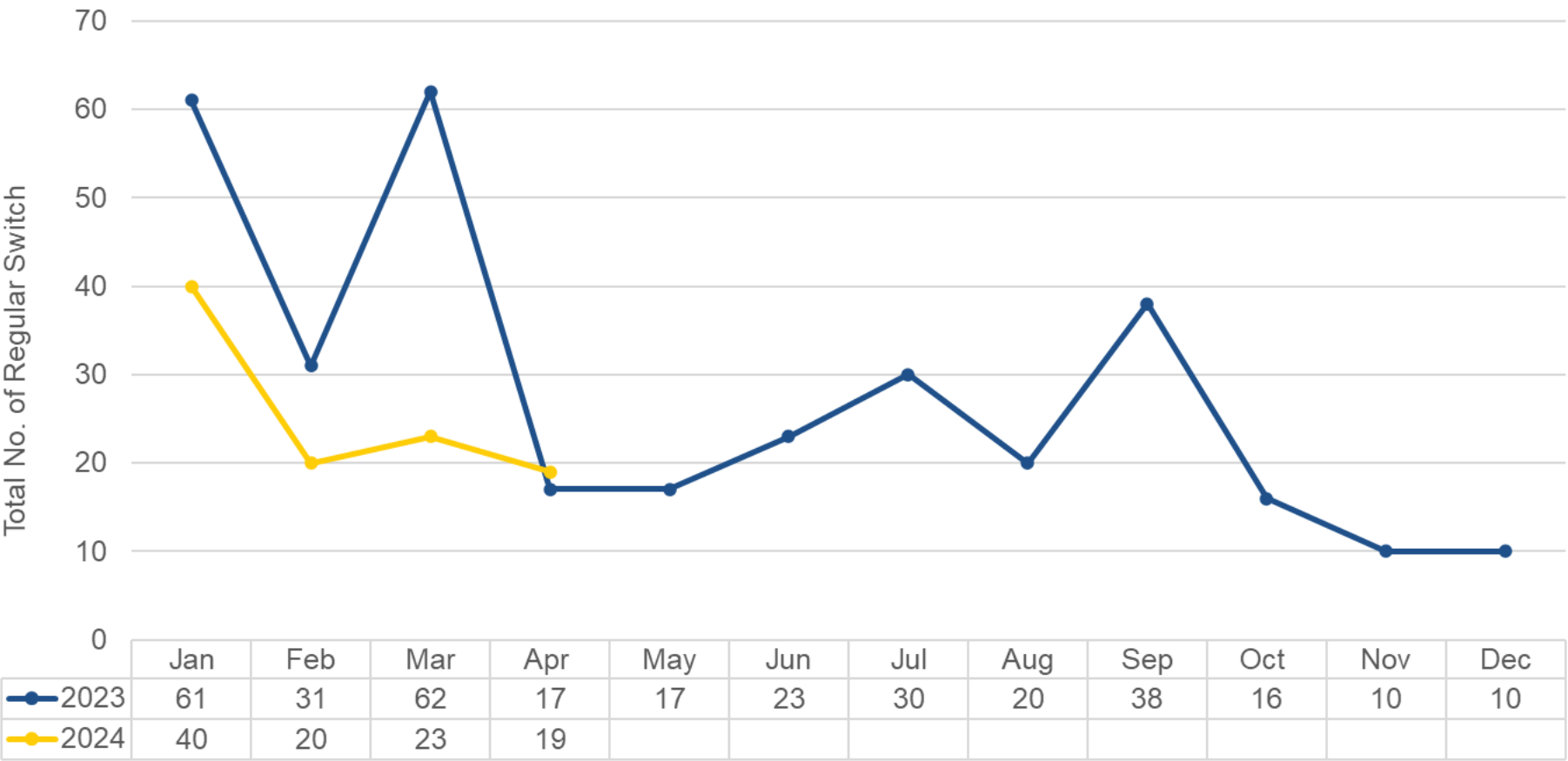
Herfindahl-Hirschman Index (HHI)



Four-Firm Index (C4)



CUSTOMER SWITCHING



Regular Switch - Commercial transfer of a Contestable Customer from one Supplier to another.

GEOP

SUMMARY OF OBSERVATION

- The Ayala Group remained to be the market participant group with the highest percentage share for both the number of engaged GEOP End-Users and served energy consumption.
- One (1) GEOP End-User with Commercial business was registered in the Luzon grid.
- Two (2) electric cooperatives were registered as Supplier of Last Resort (SoLR)
 - Negros Oriental II Electric Cooperative (NORECO II); and
 - Isabela I Electric Cooperative, Inc. (ISECO I).

AT A GLANCE



Total no. of Registered GEOP End-Users (GEU)

340



0.29%

Previous Month: 339



Total no. of Registered Suppliers Serving GEUs

10



0.00%

Previous Month: 10




Total no. of GEUs that Switched to other RE Supplier

0



0.00%

Previous Month: 0



Total GEU's Electricity Consumption, in terms of GWh

46



4.55%

Previous Month: 44

340

Total Registered



COMMERCIAL
239 Customers

Previous Month
238 Customers



INDUSTRIAL
101 Customers

Previous Month
101 Customers

Luzon

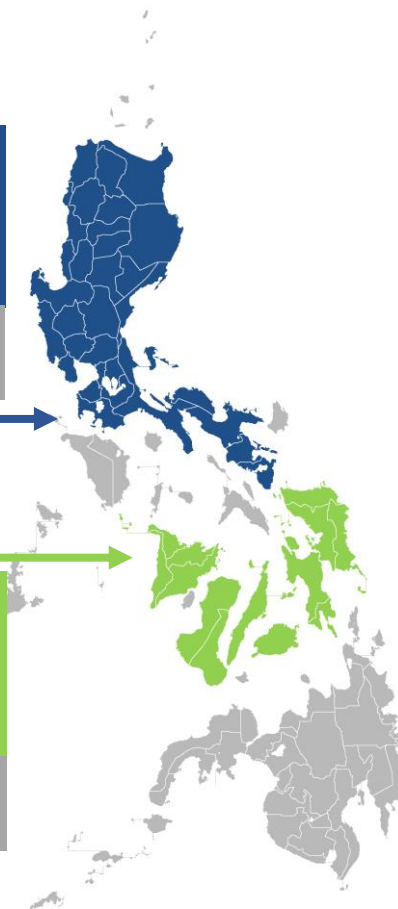
256

Previous Month 255

Visayas

84

Previous Month 84



100-499kW

323 Customers

Previous Month
322 Customers

500-749kW

9 Customers

Previous Month
9 Customers

750-999kW

7 Customers

Previous Month
7 Customers

1MW

& ABOVE

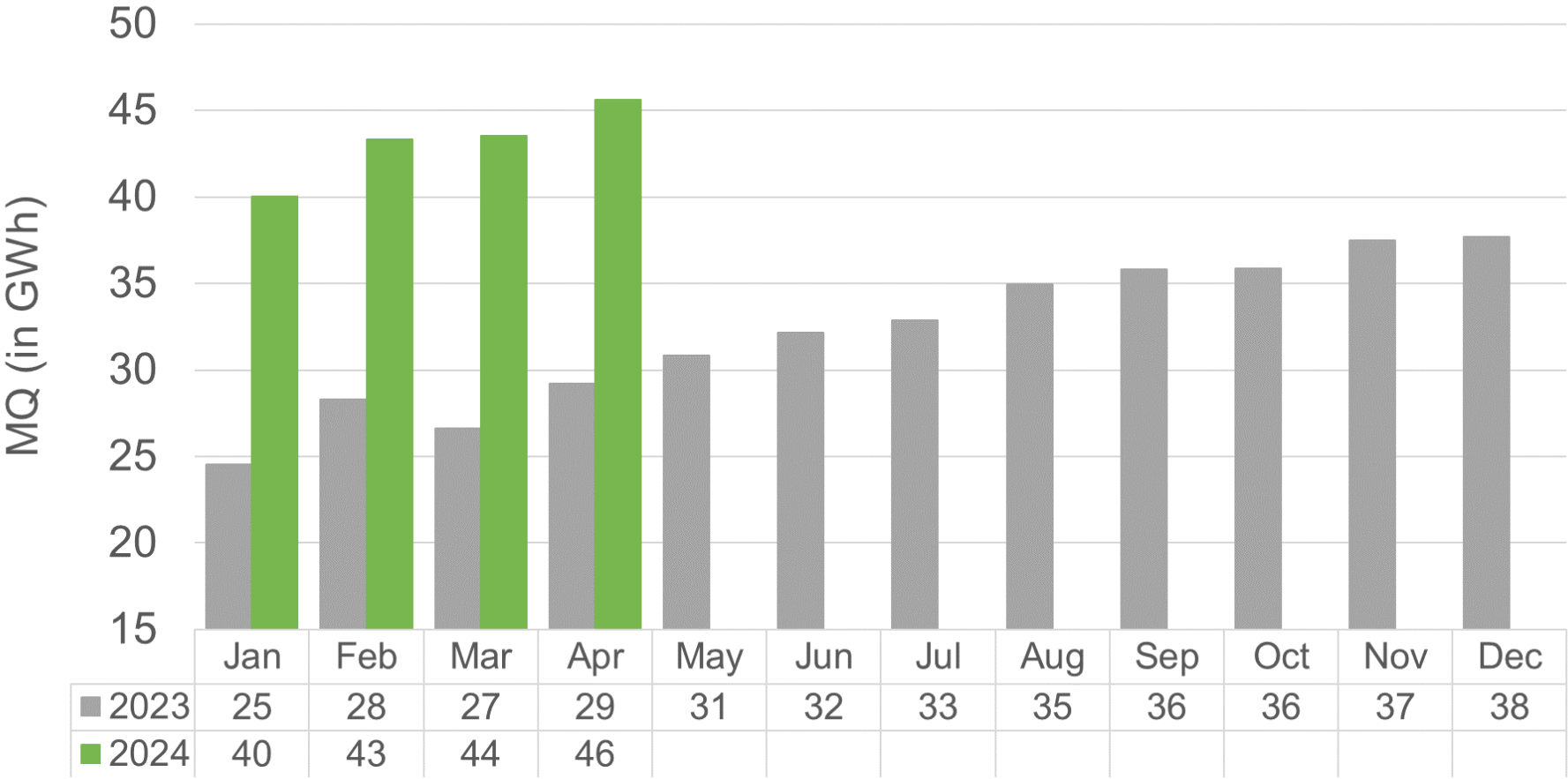
1 Customer

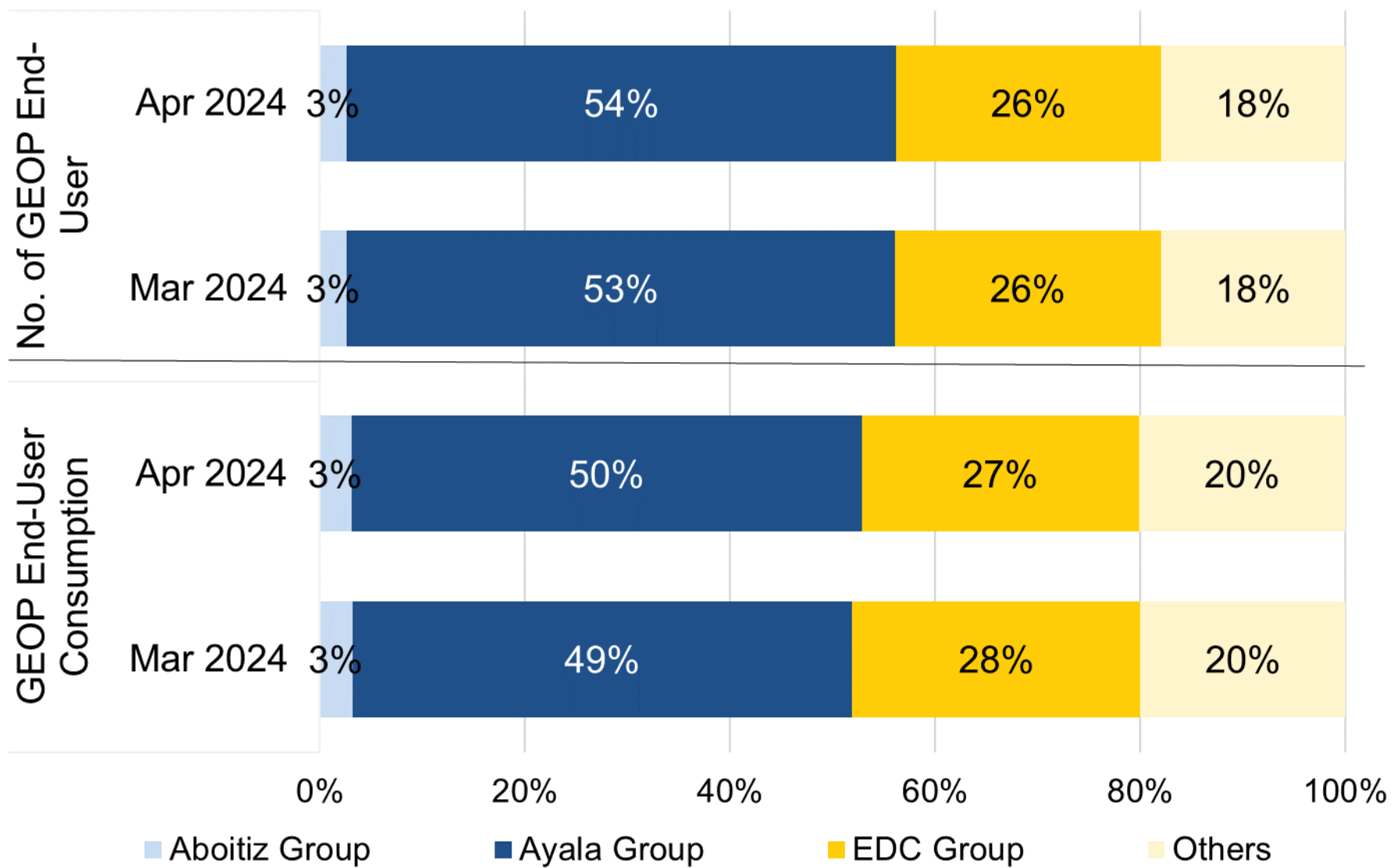
Previous Month
1 Customer

GEOPEND-USERS

	Registered	Serving GEUs
R enewable E nergy S upplier	17	10
Previous Month	17	10
S upplier O f L ast R esort	16	0
Previous Month	14	0

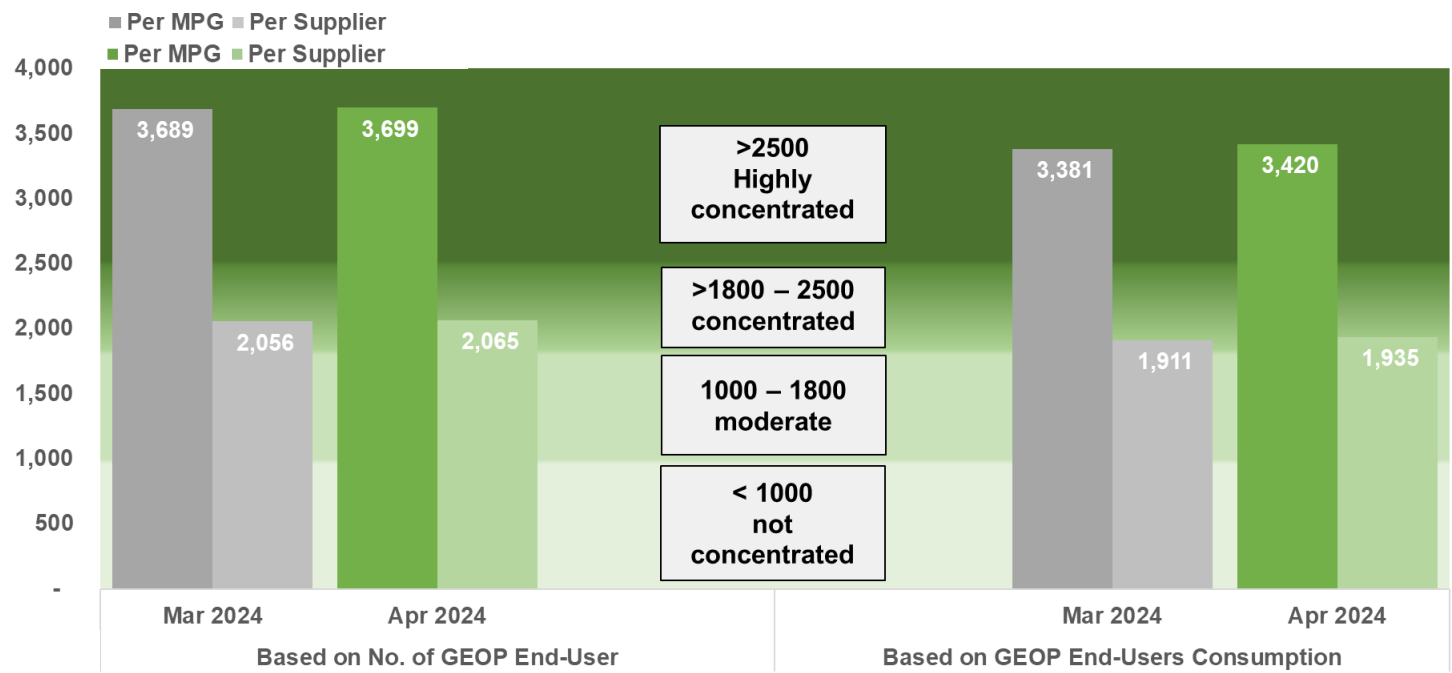




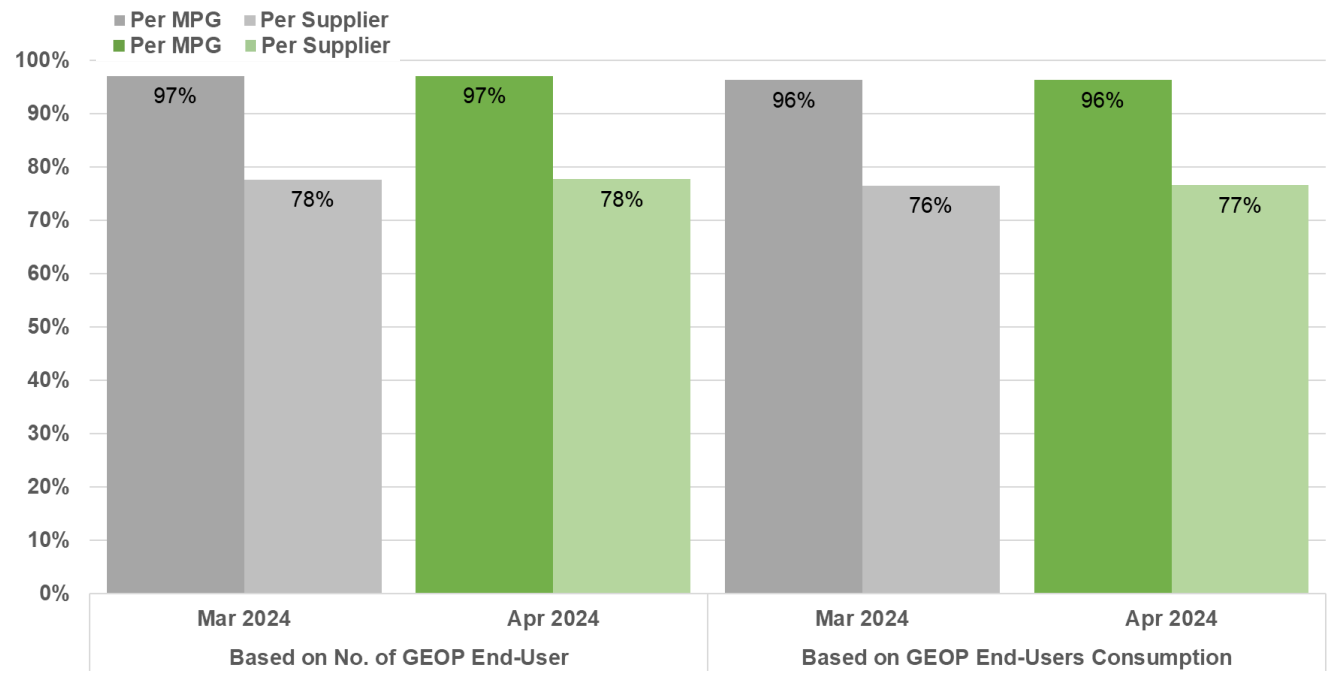


MARKET SHARE

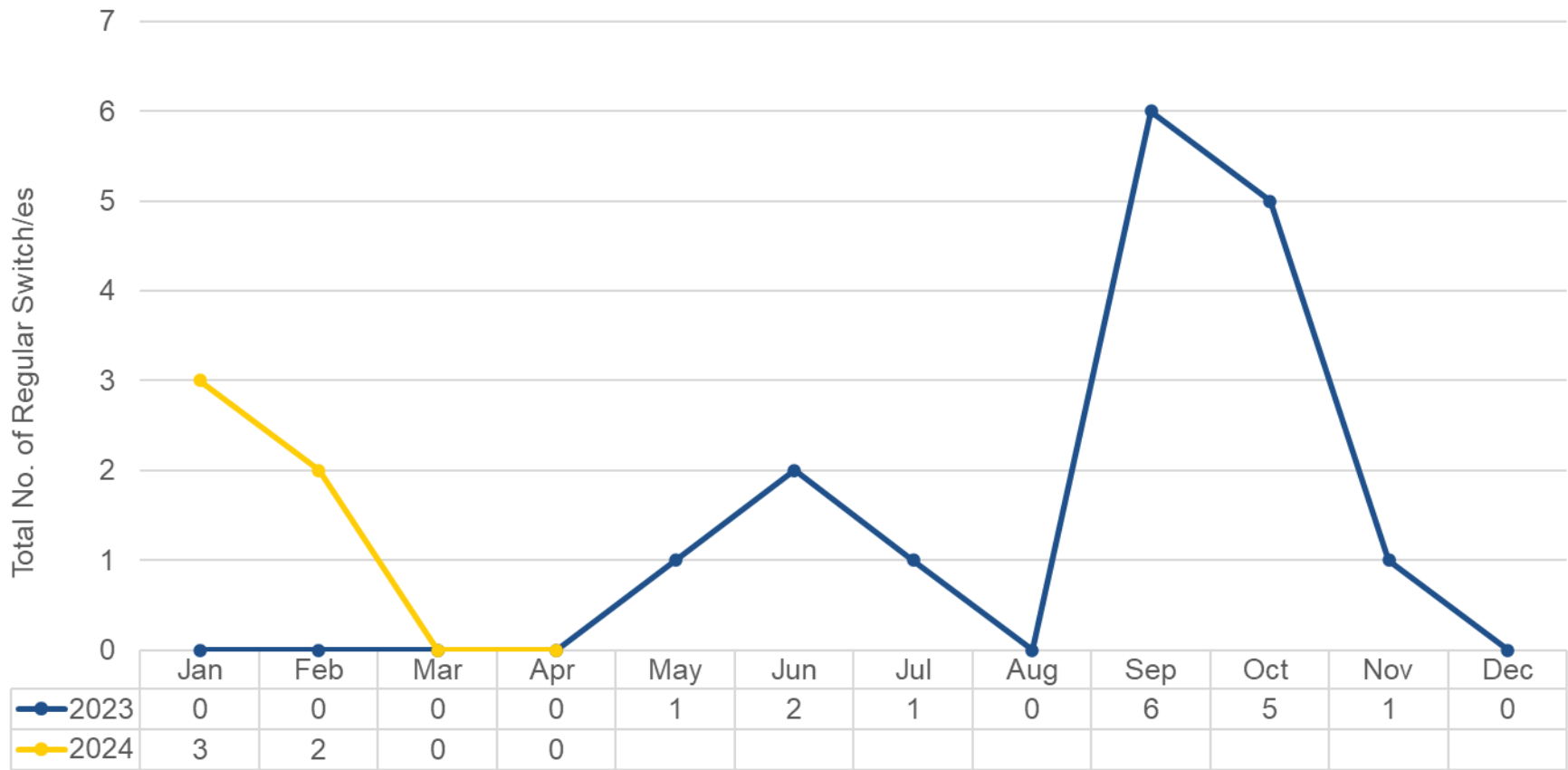
Herfindahl-Hirschman Index (HHI)



Four-Firm Index (C4)



MARKET CONCENTRATION



Regular Switch - The commercial transfer of a GEOP End-User from one RE Supplier to another RE Supplier.

CUSTOMER SWITCHING

ANNEX

LIST OF REGISTERED SUPPLIERS

No.	Market Participant Name	RCOA	GEOP	No.	Market Participant Name	RCOA	GEOP
1	Aboitiz Energy Solutions, Inc.	✓	✓	22	KEPCO SPC Power Corporation	✓	
2	AC Energy and Infrastructure Corporation	✓		23	Kratos RES, Inc.	✓	✓
3	ACEN Corporation (Formerly known as AC Energy Corporation)	✓	✓	24	Mabuhay Energy Corporation	✓	
4	ACX3 Capital Holdings Inc.	✓		25	Masinloc Power Partners Company Limited	✓	
5	Advent Energy, Inc.	✓	✓	22	Mazzaraty Energy Corporation	✓	
6	Alsons Power Supply Corporation	✓		26	MegawattSolutions Inc.	✓	
7	Anda Power Corporation RES	✓		27	MeridianX Inc.	✓	
8	AP Renewables Inc.	✓	✓	28	PetroGreen Energy Corporation	✓	
9	Asiapac Green Renewable Energy Corp.	✓		29	Premier Energy Resources Corporation	✓	
10	Bac-Man Geothermal, Inc.	✓	✓	30	Prism Energy, Inc.	✓	✓
11	Citicore Energy Solutions, Inc.	✓	✓	31	Rockport Power Inc.	✓	
12	Corenergy, Inc.	✓		32	SEM-Calaca RES Corporation	✓	
13	DirectPower Services, Inc.	✓	✓	33	Shell Energy Philippines, Inc. - RES	✓	✓
14	Ecozone Power Management, Inc.	✓		34	Limay Power Inc. (formerly SMC Consolidated Power Corporation)	✓	
15	EEI Energy Solutions Corporation	✓	✓	35	SN Aboitiz Power- Magat, Inc.	✓	✓
16	FDC Retail Electricity Sales Corporation	✓		36	SN Aboitiz Power-RES, Inc.	✓	✓
17	First Gen Energy Solutions, Inc.	✓	✓	37	Solar Philippines Retail Electricity, Inc.	✓	✓
18	Global Energy Supply Corporation	✓		38	TeaM (Philippines) Energy Corporation	✓	
19	GNPower Ltd. Co.	✓		40	Therma Luzon, Inc.	✓	✓
20	Green Core Geothermal, Inc.	✓	✓	41	Vantage Energy Solutions and Management, Inc.	✓	
21	Jin Navitas Electric Corporation	✓					

Connect with PEMC

✉ pemc_info@wesm.ph

☎ +63 2 8631 8734

📍 18F Robinson Equitable Tower,
ADB Avenue Ortigas Center,
Pasig City 1600, Philippines



[pemcinfo](#)



[pemcinfo](#)



[PEMC Info](#)



[PEMC Info](#)