



MONTHLY RETAIL MARKET ASSESSMENT HIGHLIGHTS

26 February to 25 March 2024

Document Information Classification: Public

The information contained in this document is based on data that are subject to continuous verification by the Philippine Electricity Market Corporation (PEMC). The same information is subject to change as updated figures come in.

RCOA

SUMMARY OF OBSERVATION

- The MERALCO Group remained to be the top market participant group with the highest percentage share for the number of engaged Contestable Customers.
- The Aboitiz Group had the highest percentage share in terms of served energy consumption.
- Twenty-two (22) out of the twenty-three (23) switches were due to the expiry of supply contracts.
- One (1) newly registered Retail Electricity Supplier (RES)
 - Alsons Power Supply Corporation

AT A GLANCE



Total no. of Registered
Contestable Customers
(CC)

2,021



0.75%



Total no. of Registered
Suppliers with Active
Contract

34



0.00%




Total no. of CC that
Switched to other
Supplier

23



15%



Total CC's Electricity
Consumption, in terms of
GWh

1,829



1.61%

2,021

Total Registered



COMMERCIAL

1,076 Customers

Previous Month

1,069 Customers



INDUSTRIAL

945 Customers

Previous Month

937 Customers

Luzon

1,769

Previous Month **1,755**

Visayas

252

Previous Month **251**



500-749kW

321 Customers

Previous Month

315 Customers

750-999kW

434 Customers

Previous Month

431 Customers

**1MW
& ABOVE**

1,266 Customers

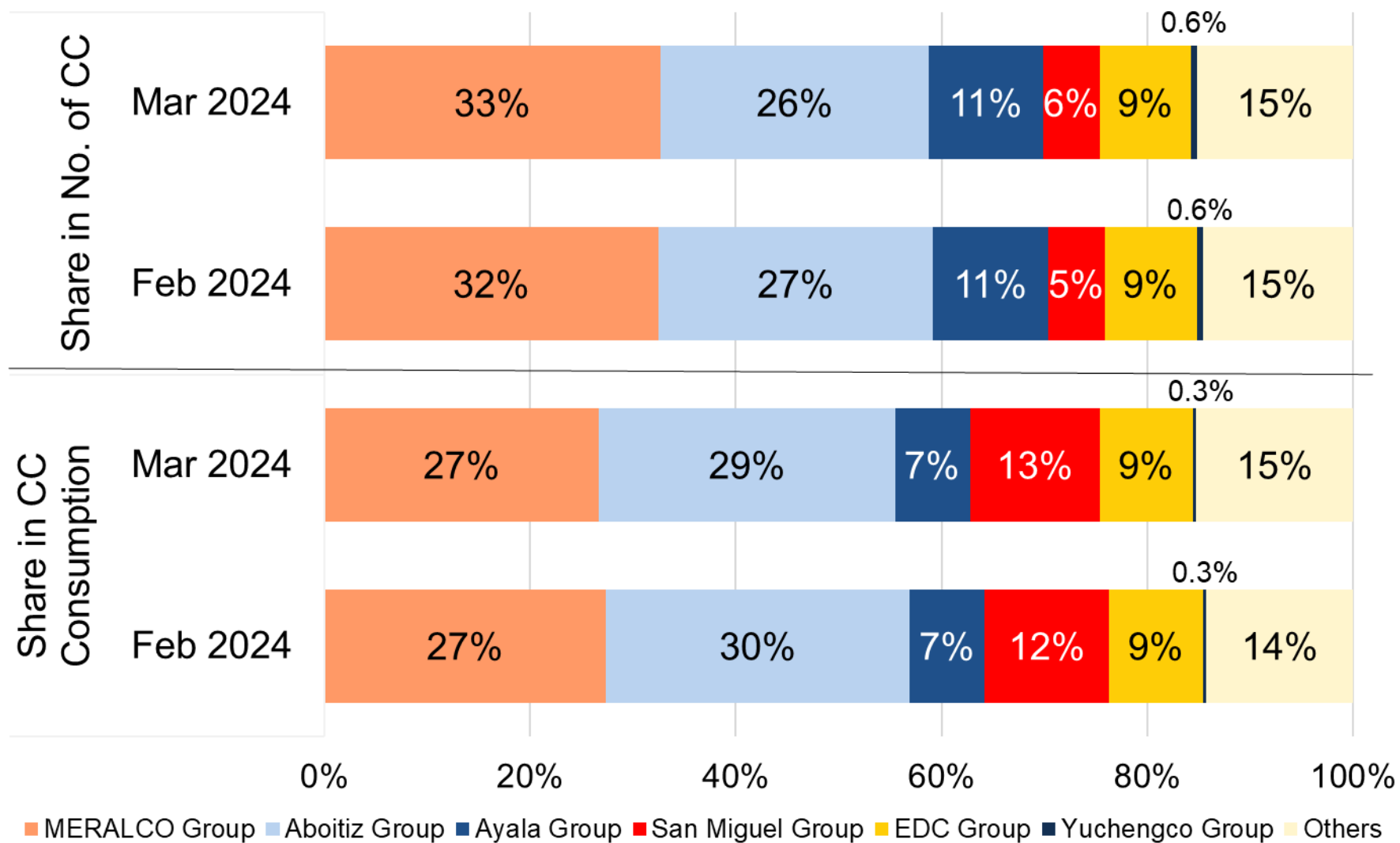
Previous Month

1,260 Customers

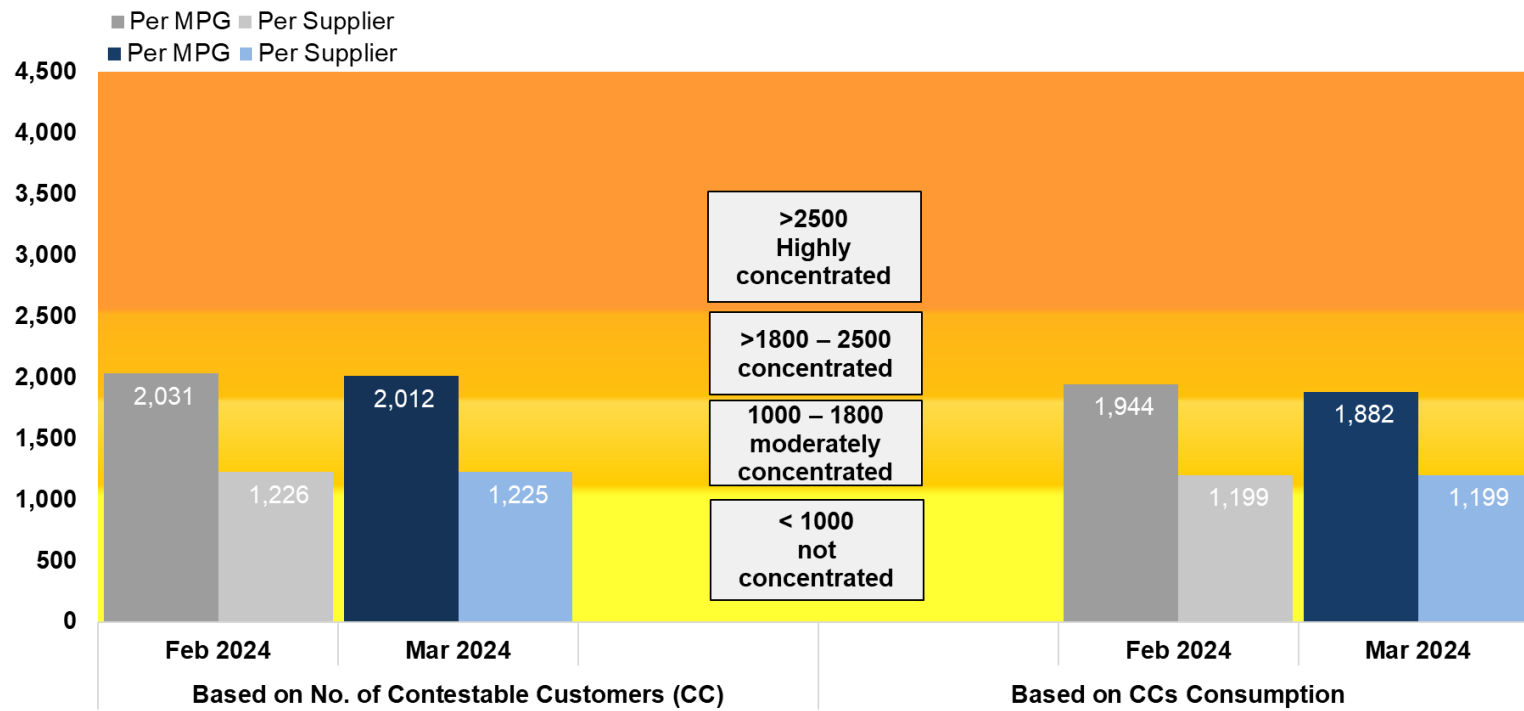
RETAIL ELECTRICITY SUPPLIERS

	Licensed/ Authorized	Registered	With Active Contract
R _{etail} E _{lectricity} S _{upplier}	47	41	32
Previous Month	47	40	32
L _{ocal} R _{etail} E _{lectricity} S _{upplier}	29	15	2
Previous Month	29	15	2
S _{upplier} O _f L _{ast} R _{esort}	47	27	0
Previous Month	47	27	0

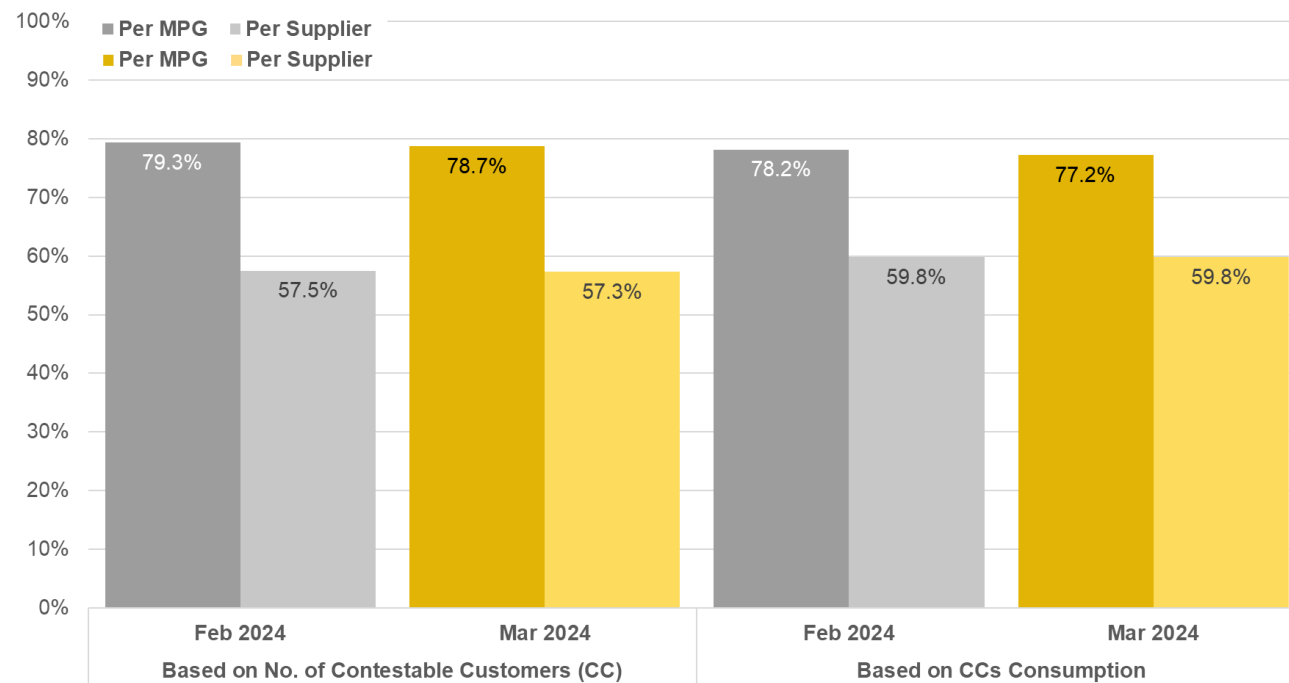
MARKET SHARE



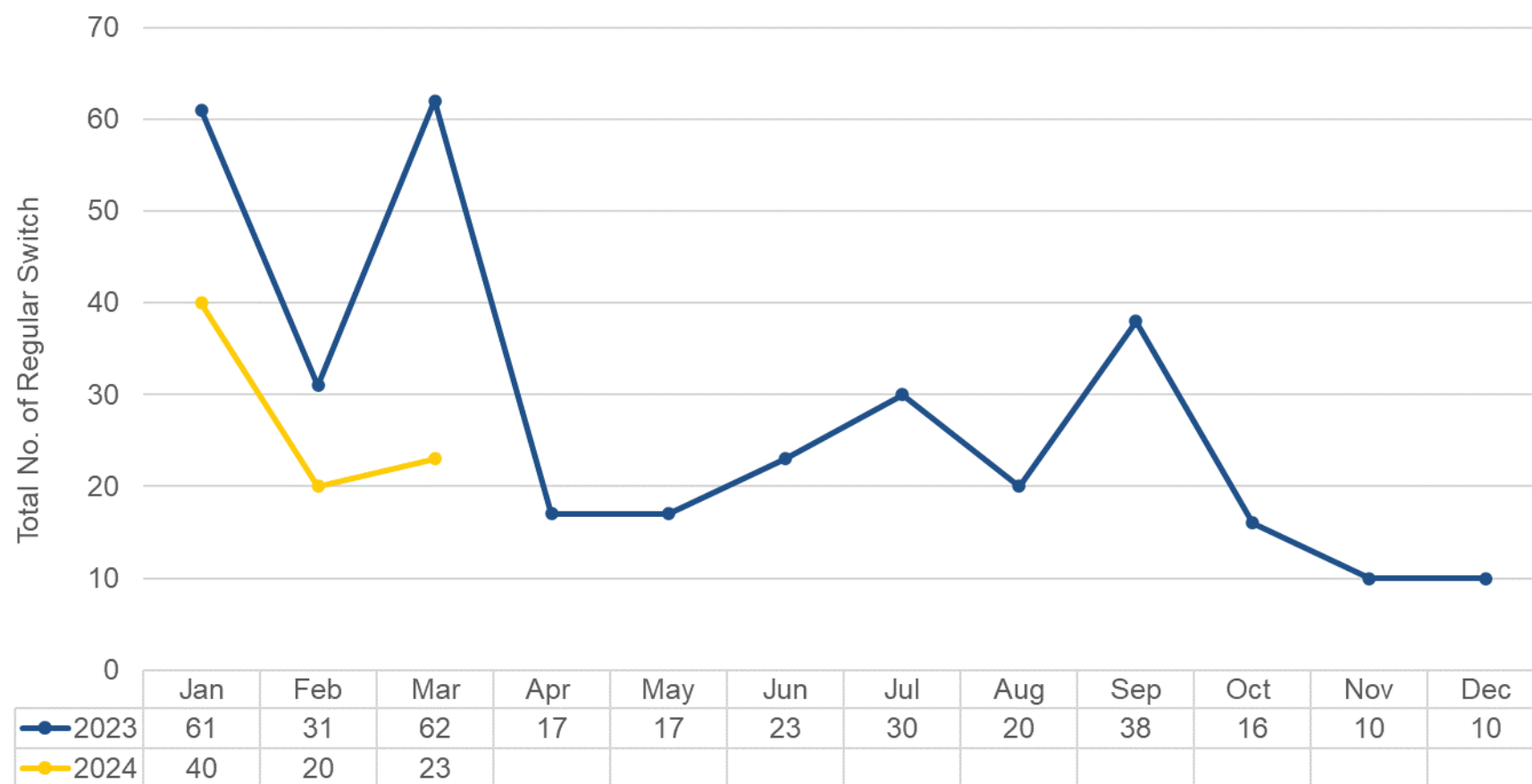
MARKET CONCENTRATION



Four-Firm Index (C4)



CUSTOMER SWITCHING



Regular Switch - The commercial transfer of a Contestable Customer from one RES or SOLR to another. RES or SOLR. one supplier to another.



SUMMARY OF OBSERVATION

- The Ayala Group remained to be the top market participant group with the highest percentage share for both the number of engaged GEOP End-Users and served energy consumption.
- All thirteen (13) newly registered GEOP End-user were under the Luzon grid and classified under Industrial business category.

AT A GLANCE



Total no. of Registered
GEOP End-Users

339



4.75%



Total no. of Registered
Suppliers with Active
Contract

10



0.00%



Total no. of GEOP End-
Users that Switched to
other RE Supplier

0



100%



Total GEOP End-User's
Electricity Consumption,
in terms of GWh

43



8.20%

339

Total Registered



COMMERCIAL
238 Customers

Previous Month
225 Customers



INDUSTRIAL
101 Customers

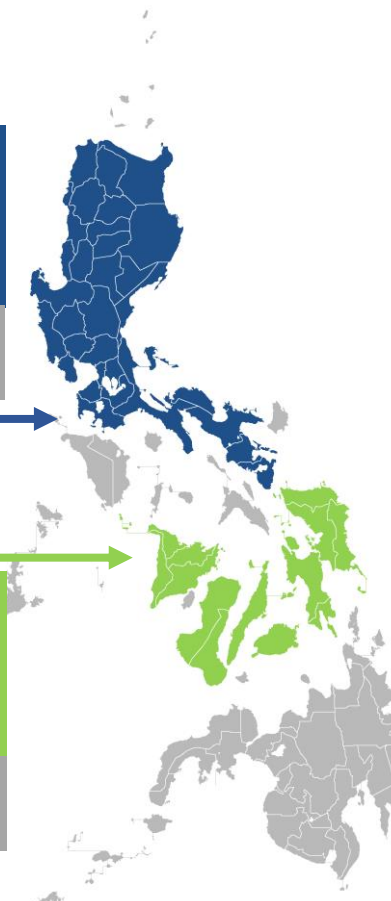
Previous Month
101 Customers

Luzon
255

Previous Month 242

Visayas
84

Previous Month 84



100-499kW

322 Customers

Previous Month
309 Customers

500-749kW

9 Customers

Previous Month
9 Customers

750-999kW

7 Customers

Previous Month
7 Customers

1MW

**& ABOVE
1 Customer**

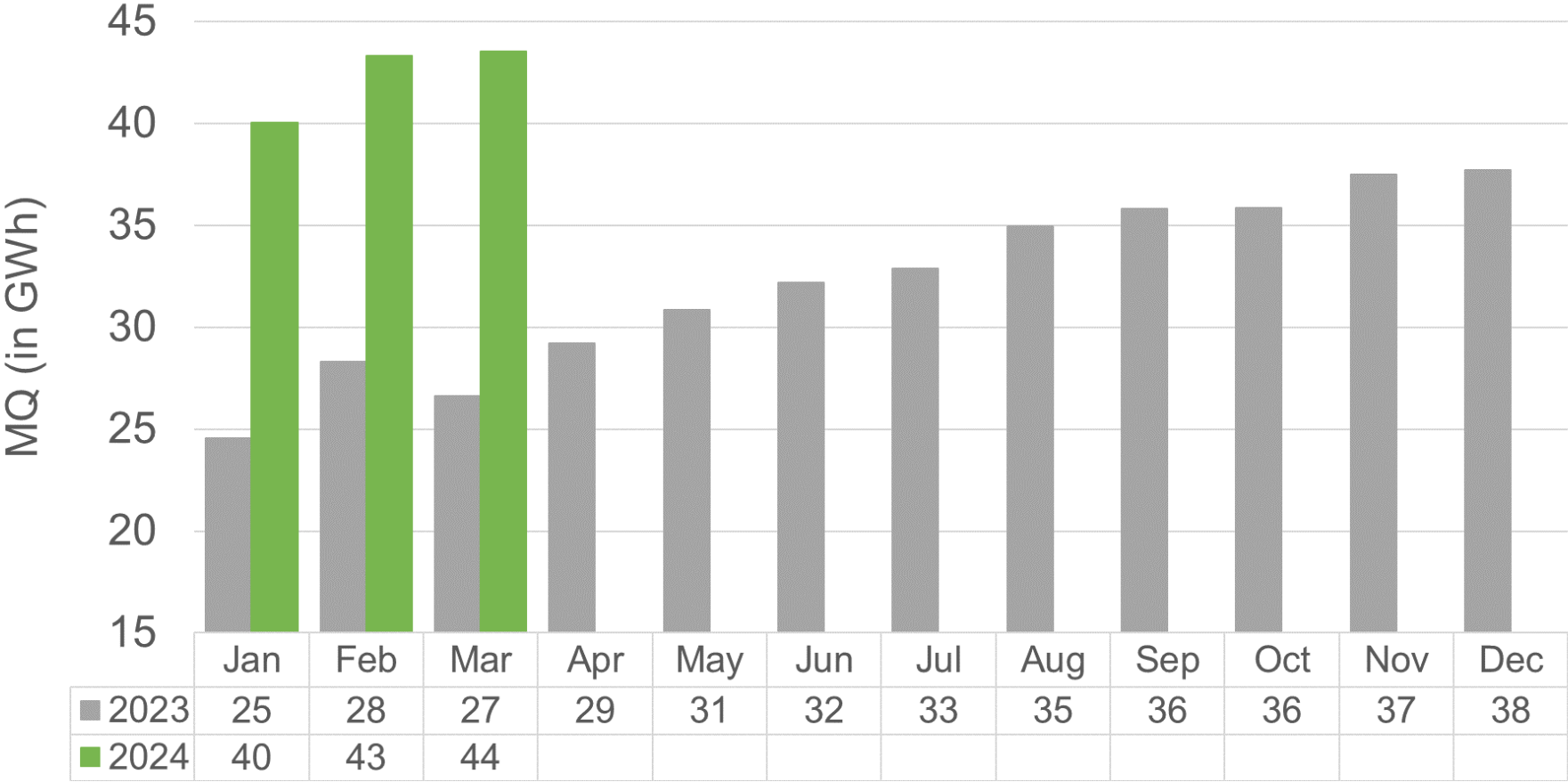
Previous Month
1 Customer

GEOPEND-USERS

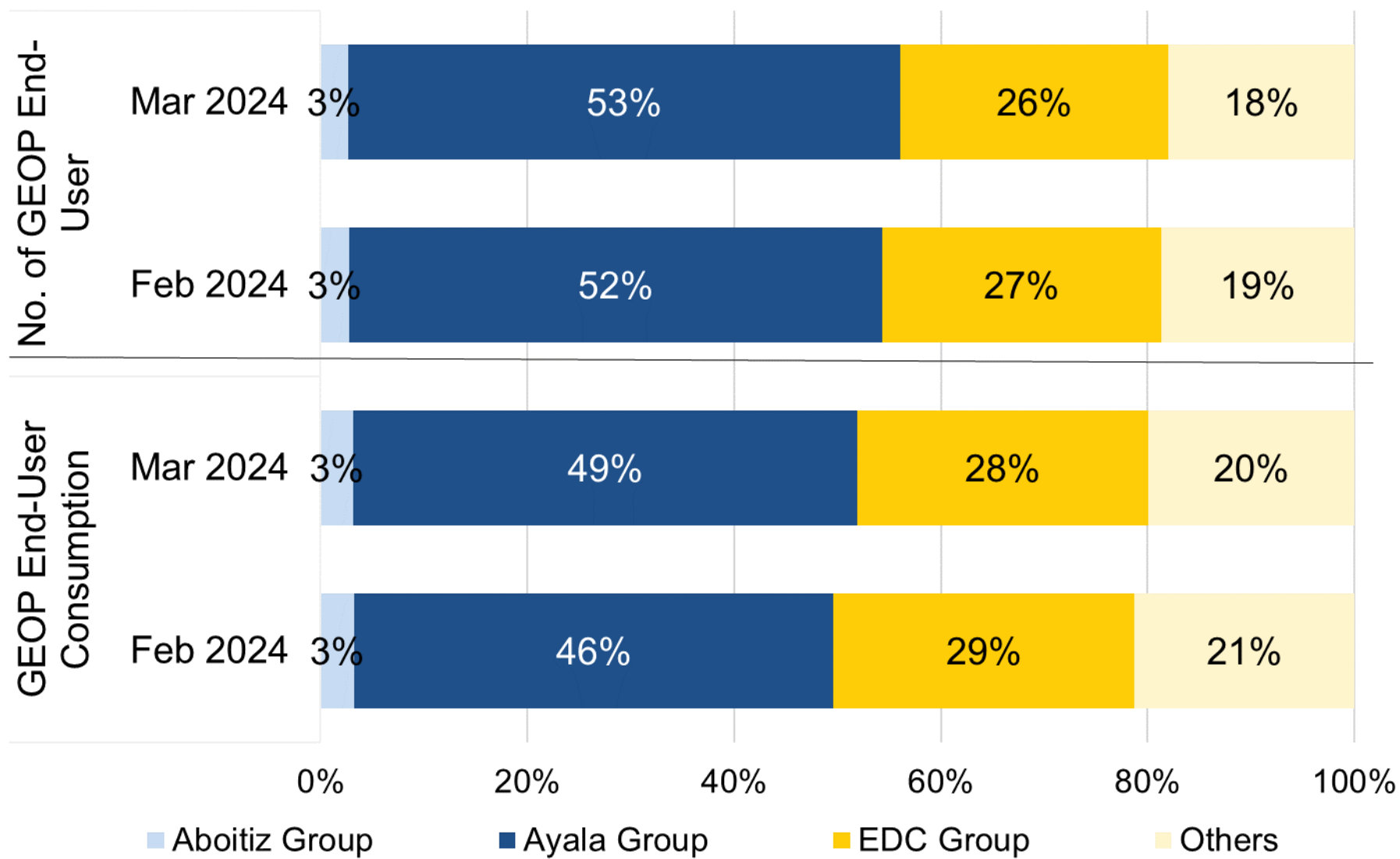
	Registered	With Active Contract
R enewable E nergy S upplier	17	10
Previous Month	17	10
S upplier O f L ast R esort	14	-
Previous Month	14	0



RE SUPPLIERS

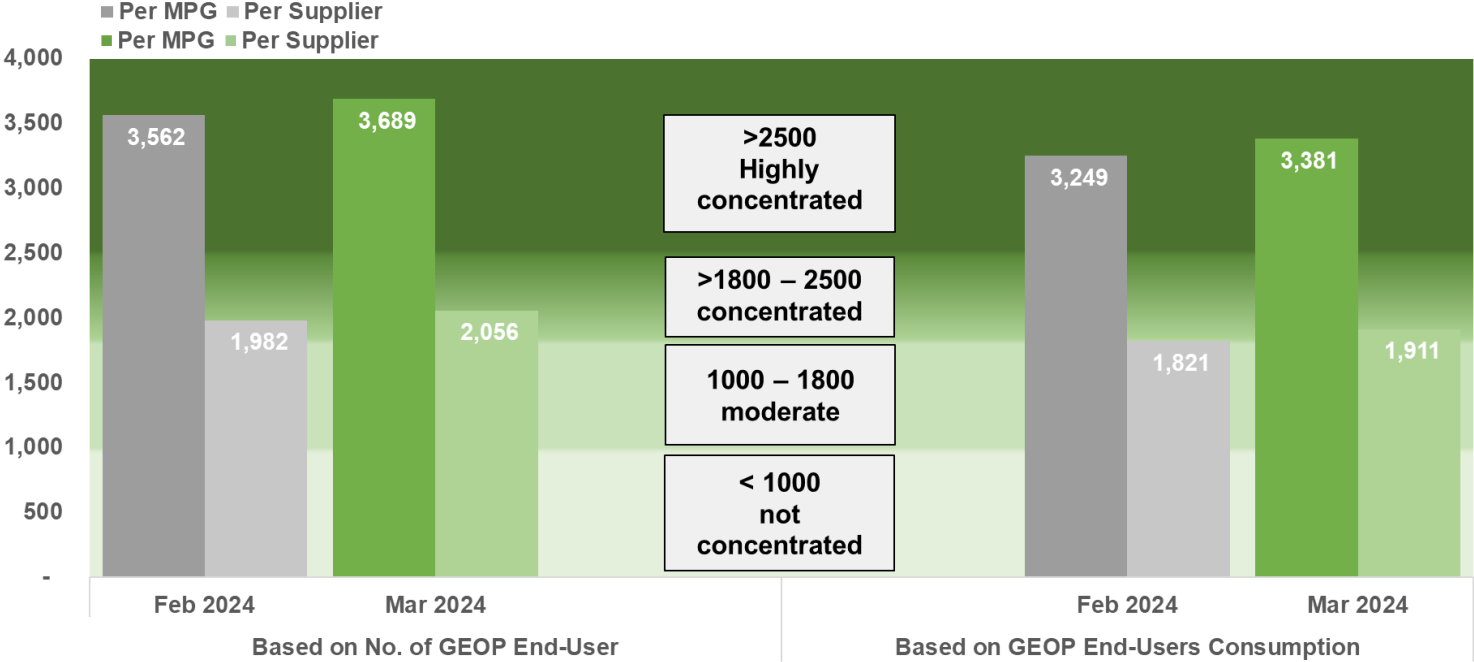


MONTHLY CONSUMPTION

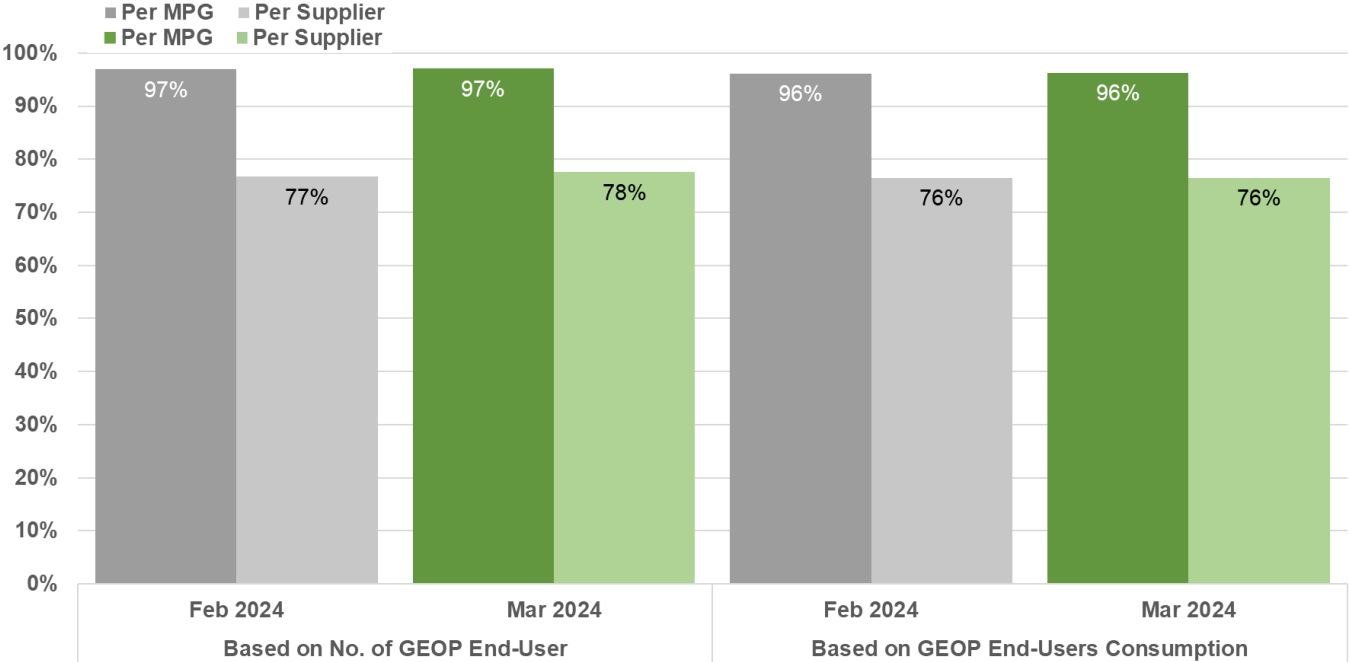


MARKET SHARE

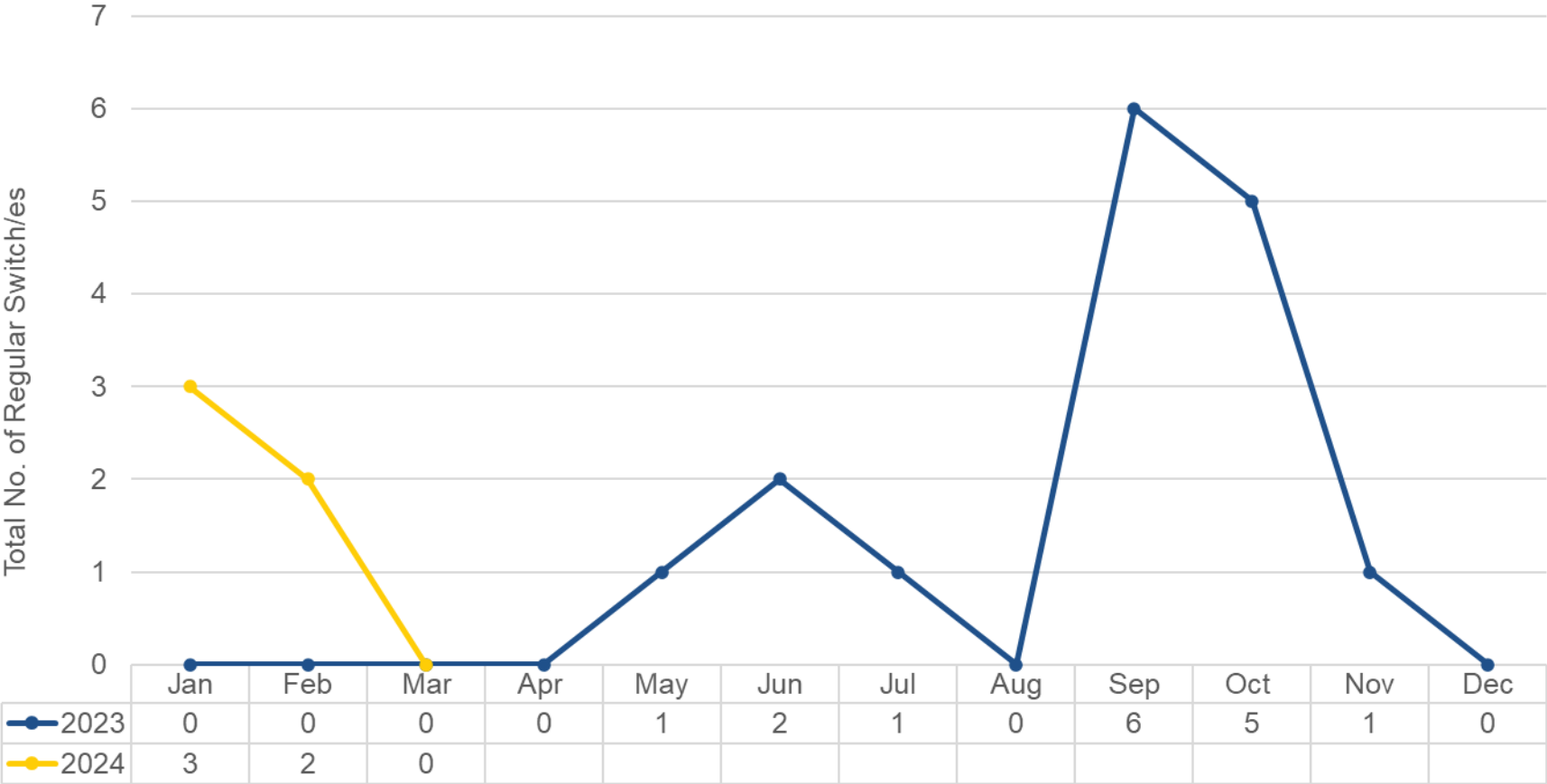
Herfindahl-Hirschman Index (HHI)



Four-Firm Index (C4)



MARKET CONCENTRATION



Regular Switch - The commercial transfer of a GEOP End-User from one RE Supplier to another RE Supplier.



CUSTOMER SWITCHING

ANNEX

LIST OF REGISTERED SUPPLIERS

No.	Market Participant Name	RCOA	GEOP	No.	Market Participant Name	RCOA	GEOP
1	Aboitiz Energy Solutions, Inc.	✓	✓	22	KEPCO SPC Power Corporation	✓	
2	AC Energy and Infrastructure Corporation	✓		23	Kratos RES, Inc.	✓	✓
3	ACEN Corporation (Formerly known as AC Energy Corporation)	✓	✓	24	Mabuhay Energy Corporation	✓	
4	ACX3 Capital Holdings Inc.	✓		25	Masinloc Power Partners Company Limited	✓	
5	Advent Energy, Inc.	✓	✓	22	Mazzaraty Energy Corporation	✓	
6	Alsons Power Supply Corporation	✓		26	MegawattSolutions Inc.	✓	
7	Anda Power Corporation RES	✓		27	MeridianX Inc.	✓	
8	AP Renewables Inc.	✓	✓	28	PetroGreen Energy Corporation	✓	
9	Asiapac Green Renewable Energy Corp.	✓		29	Premier Energy Resources Corporation	✓	
10	Bac-Man Geothermal, Inc.	✓	✓	30	Prism Energy, Inc.	✓	✓
11	Citicore Energy Solutions, Inc.	✓	✓	31	Rockport Power Inc.	✓	
12	Corenergy, Inc.	✓		32	SEM-Calaca RES Corporation	✓	
13	DirectPower Services, Inc.	✓	✓	33	Shell Energy Philippines, Inc. - RES	✓	✓
14	Ecozone Power Management, Inc.	✓		34	Limay Power Inc. (formerly SMC Consolidated Power Corporation)	✓	
15	EEI Energy Solutions Corporation	✓	✓	35	SN Aboitiz Power- Magat, Inc.	✓	✓
16	FDC Retail Electricity Sales Corporation	✓		36	SN Aboitiz Power-RES, Inc.	✓	✓
17	First Gen Energy Solutions, Inc.	✓	✓	37	Solar Philippines Retail Electricity, Inc.	✓	✓
18	Global Energy Supply Corporation	✓		38	TeaM (Philippines) Energy Corporation	✓	
19	GNPower Ltd. Co.	✓		40	Therma Luzon, Inc.	✓	✓
20	Green Core Geothermal, Inc.	✓	✓	41	Vantage Energy Solutions and Management, Inc.	✓	
21	Jin Navitas Electric Corporation	✓					

Connect with PEMC

✉ pemc_info@wesm.ph

☎ +63 2 8631 8734

📍 18F Robinson Equitable Tower,
ADB Avenue Ortigas Center,
Pasig City 1600, Philippines



[pemcinfo](#)



[pemcinfo](#)



[PEMC Info](#)



[PEMC Info](#)