



MONTHLY RETAIL MARKET ASSESSMENT HIGHLIGHTS

26 January to 25 February 2024

Document Information Classification: Public

The information contained in this document is based on data that are subject to continuous verification by the Philippine Electricity Market Corporation (PEMC). The same information is subject to change as updated figures come in.

RCOA

SUMMARY OF OBSERVATION

- The MERALCO Group remained to be the top market participant group with the highest percentage share for the number of Contestable Customers. However, in terms of served energy consumption, the Aboitiz Group had the highest percentage share.
- All twenty (20) switches were due to the expiry of supply contracts.
- One (1) Local Retail Electricity Supplier (LRES) ended up without an active supply contract.

AT A GLANCE



Total no. of Registered
Contestable Customers
(CC)

2,006  **0.40%**




Total no. of Registered
Suppliers with Active
Contract

34  **2.86%**



Total no. of CC that
Switched to other
Supplier

20  **100%**



Total CC's Electricity
Consumption, in terms of
GWh

1,859  **6.37%**

2,006

Total Registered



COMMERCIAL

1,069 Customers

Previous Month

1,064 Customers



INDUSTRIAL

937 Customers

Previous Month

934 Customers

Luzon

1,755

Previous Month 1,747

Visayas

251

Previous Month 251



500-749kW

315 Customers

Previous Month

310 Customers

750-999kW

431 Customers

Previous Month

430 Customers

**1MW
& ABOVE**

1,260 Customers

Previous Month

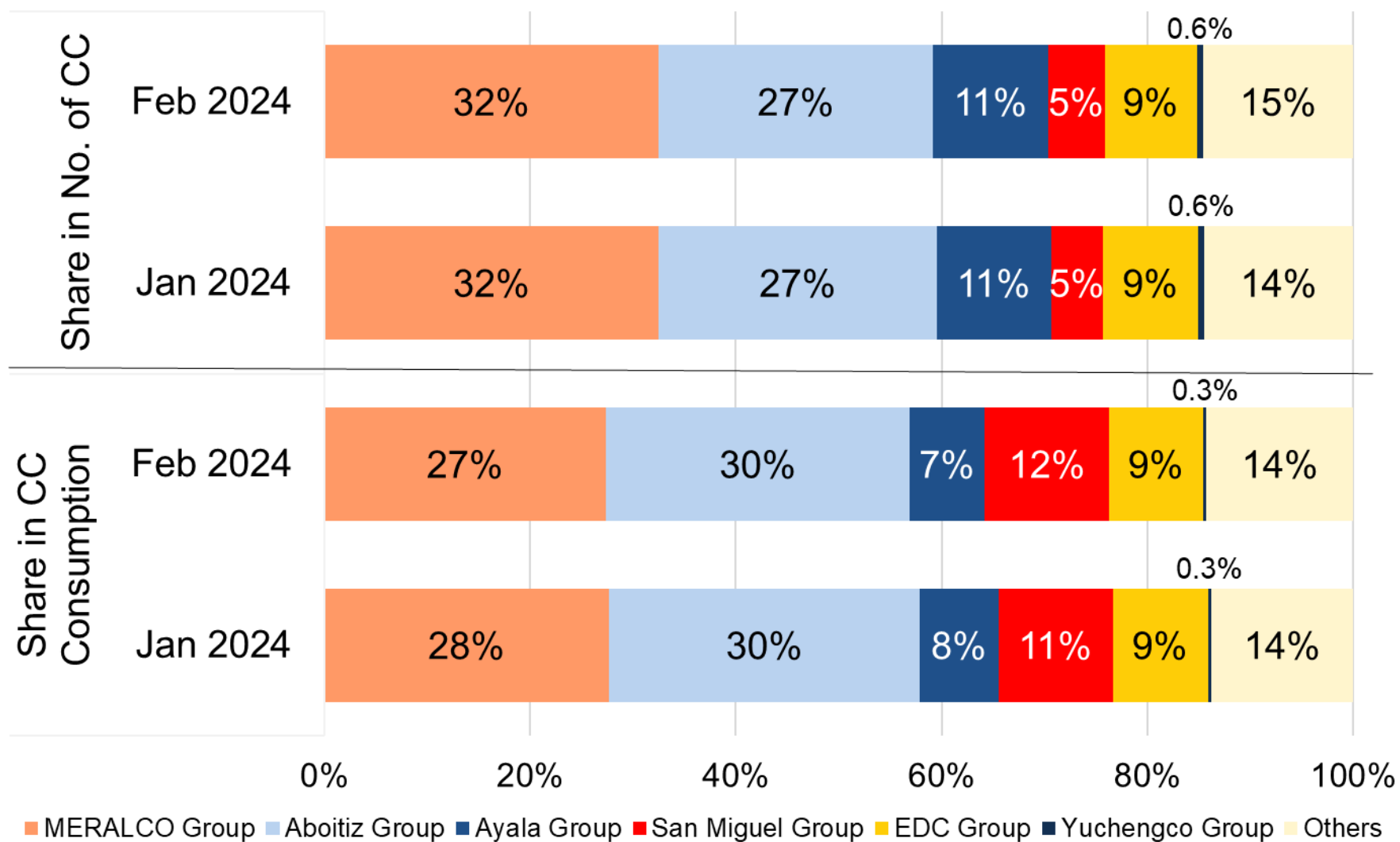
1,258 Customers

RETAIL ELECTRICITY SUPPLIERS

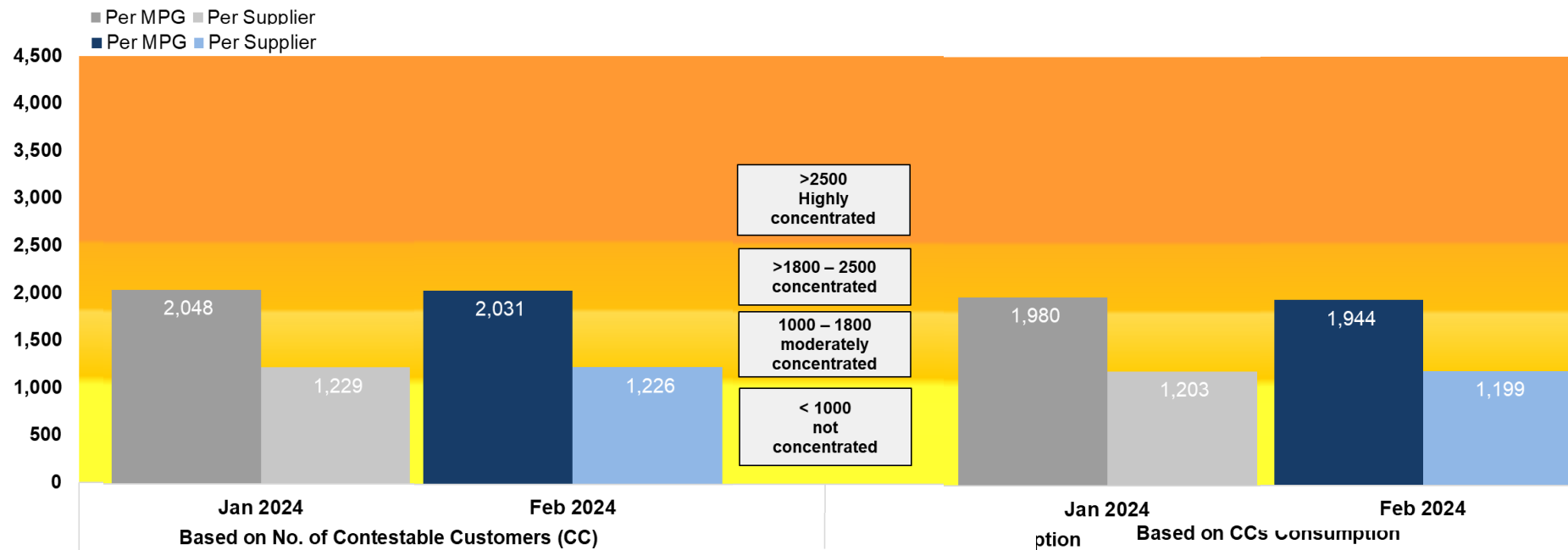
	Licensed/ Authorized	Registered	With Active Contract
R etail E lectricity S upplier	47	40	32
Previous Month	47	40	32
L ocal R etail E lectricity S upplier	29	15	2
Previous Month	29	15	3
S upplier O f L ast R esort	47	27	0
Previous Month	47	27	0



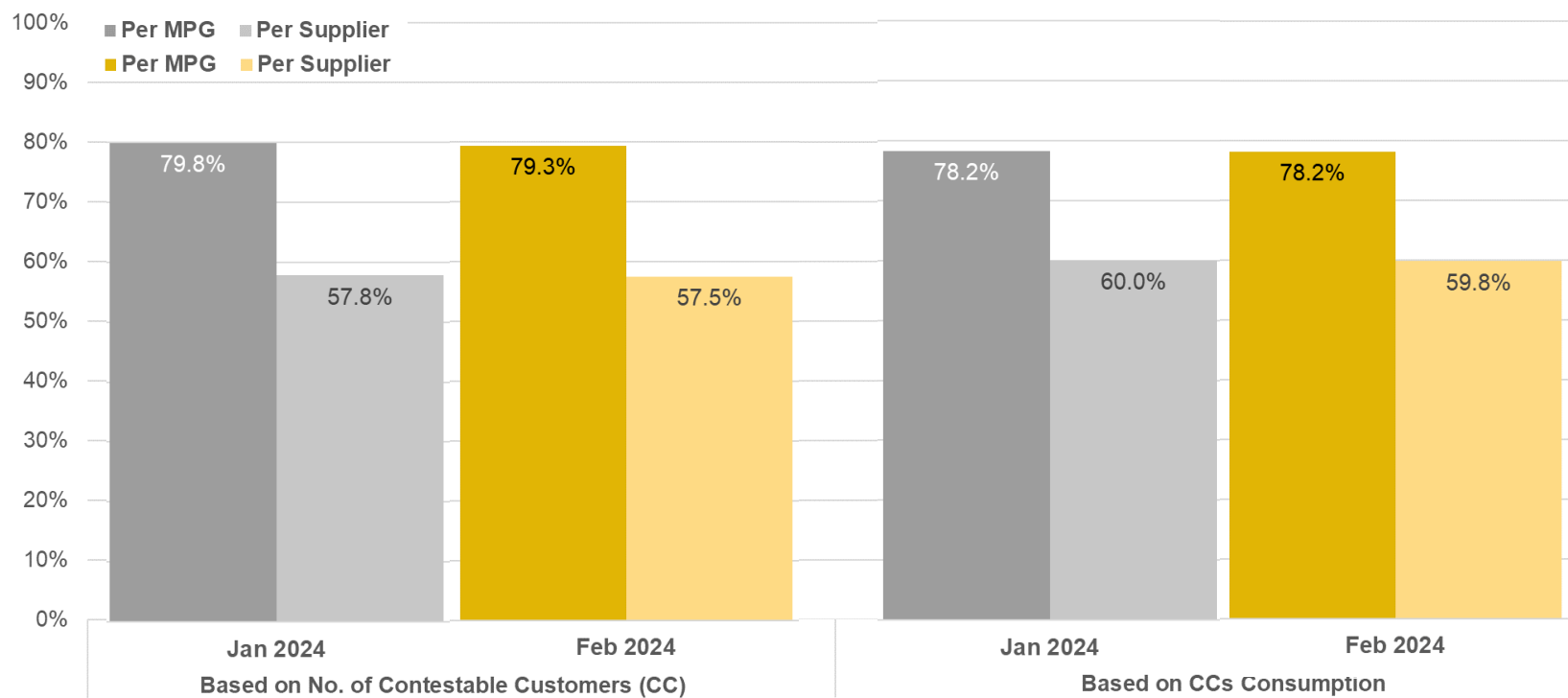
MARKET SHARE



Herfindahl-Hirschman Index (HHI)



Four-Firm Index (C4)





SUMMARY OF OBSERVATION

- The Ayala Group remained to be the top market participant group with the highest percentage share for both the number of engaged GEOP End-Users and served energy consumption.
- Two (2) supply contracts were subjected to early termination that resulted in switches to other RE Suppliers.

AT A GLANCE



Total no. of Registered
GEOP End-Users

326



4.75%



Total no. of Registered
Suppliers with Active
Contract

10



0.00%



Total no. of GEOP End-
Users that Switched to
other RE Supplier

2



33.33%



Total GEOP End-User's
Electricity Consumption,
in terms of GWh

43



8.20%

326

Total Registered



COMMERCIAL
225 Customers

Previous Month
211 Customers



INDUSTRIAL
101 Customers

Previous Month
101 Customers

Luzon

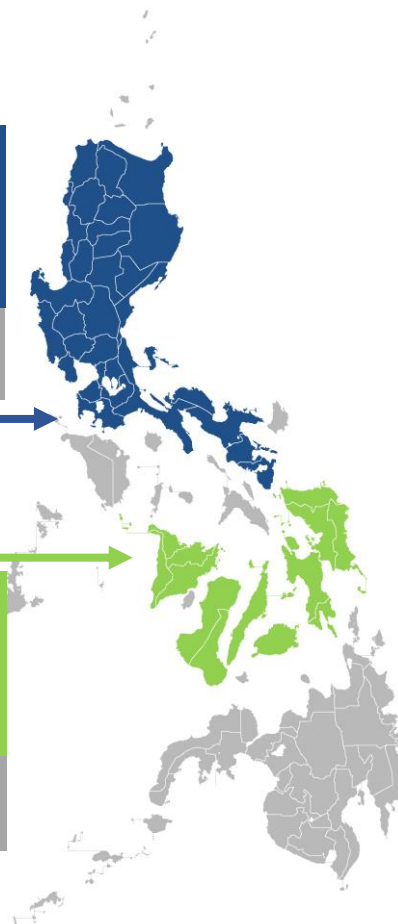
242

Previous Month 232

Visayas

84

Previous Month 80



100-499kW

309 Customers

Previous Month

295 Customers

500-749kW

9 Customers

Previous Month

9 Customers

750-999kW

7 Customers

Previous Month

7 Customers

1MW

& ABOVE

1 Customer

Previous Month

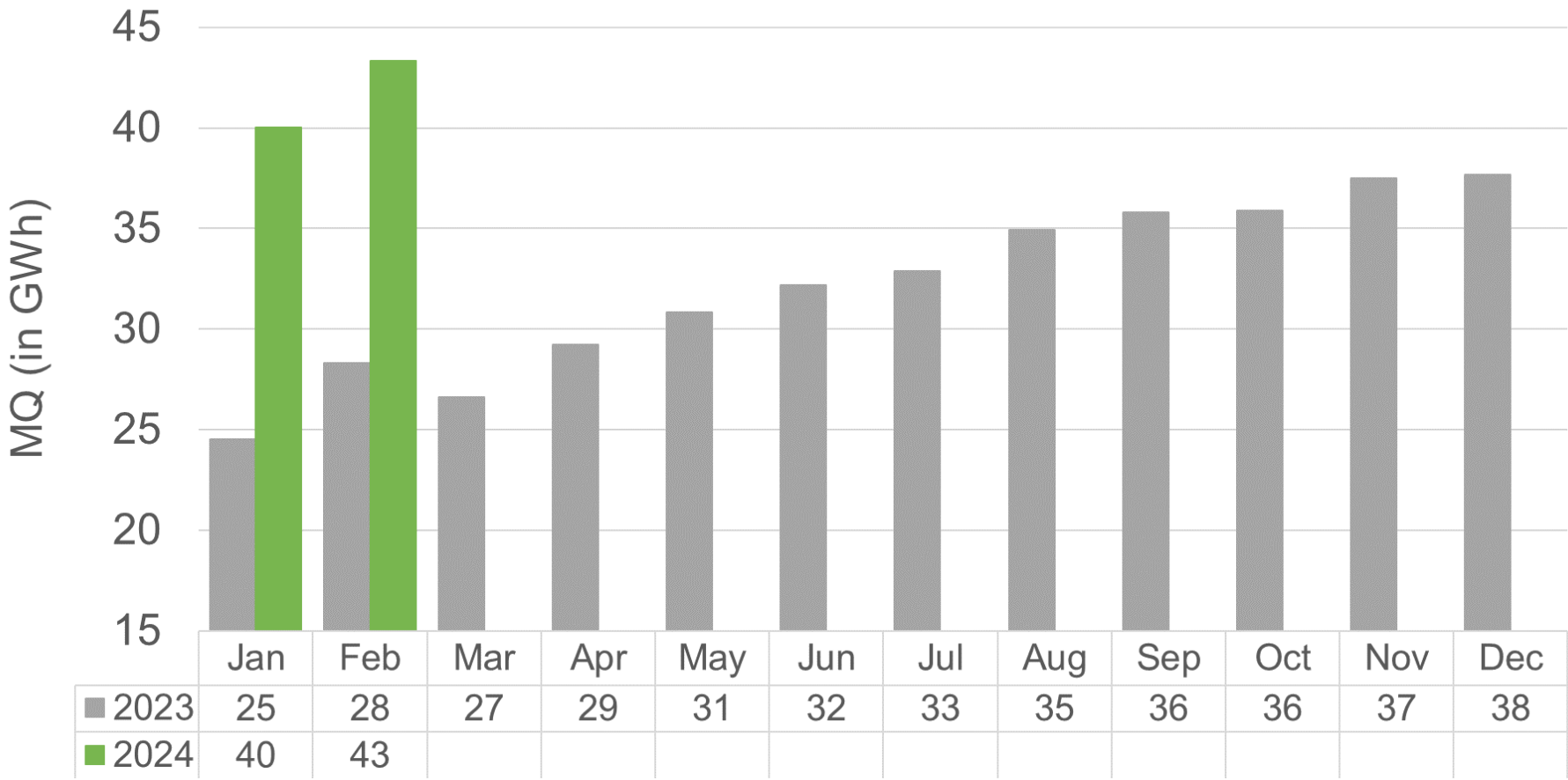
1 Customers

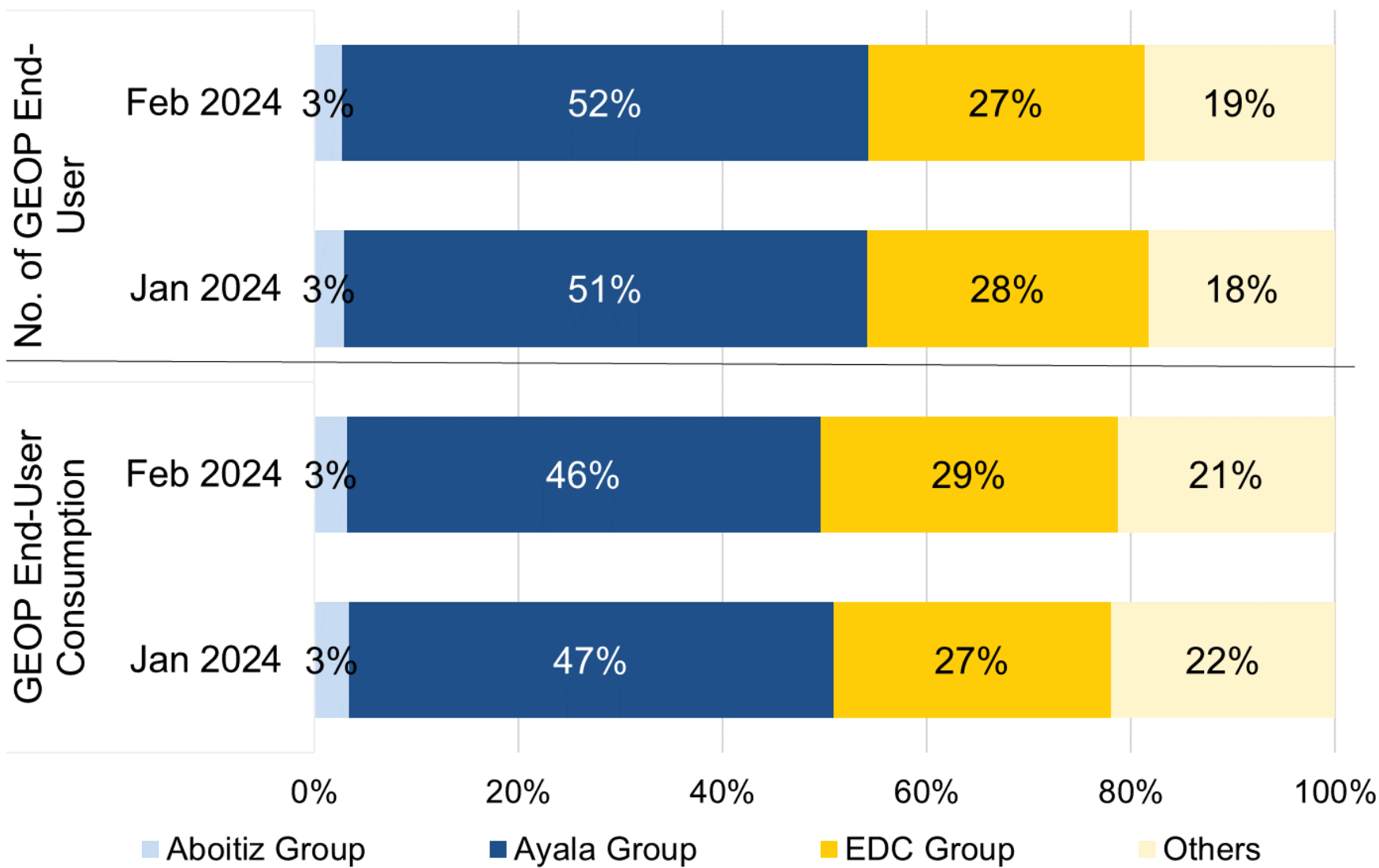
GEOPEND-USERS

	Registered	With Active Contract
R enewable E nergy S upplier	17	10
Previous Month	17	10
S upplier O f L ast R esort	14	-
Previous Month	14	0



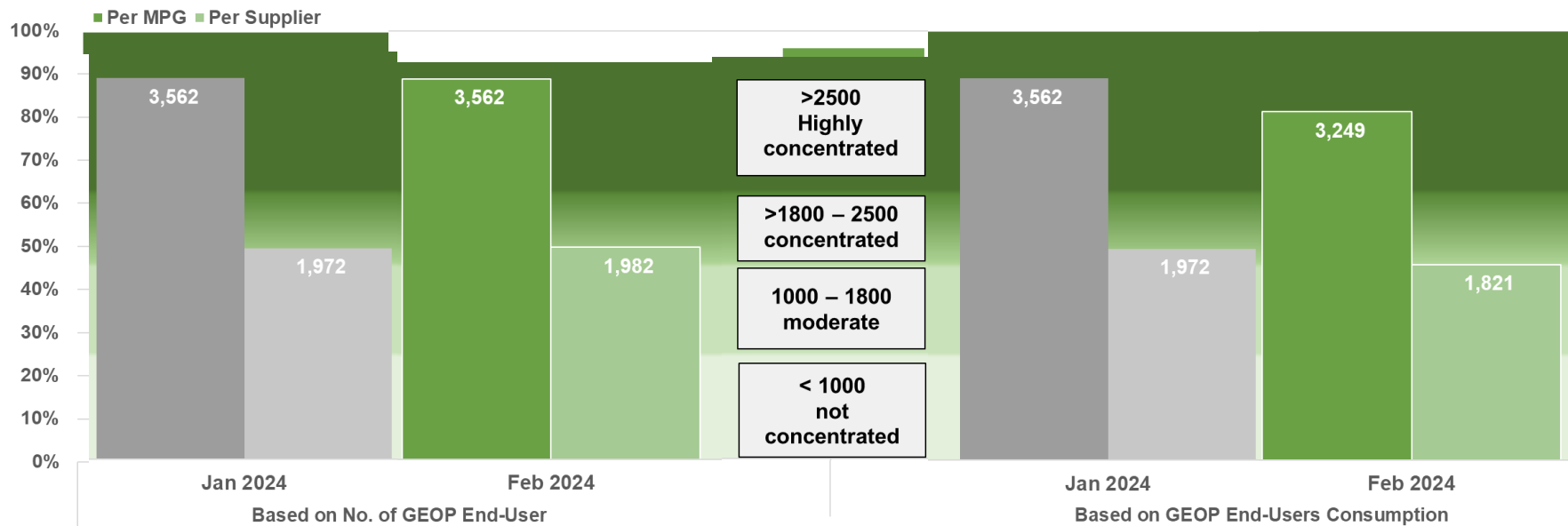
RE SUPPLIERS



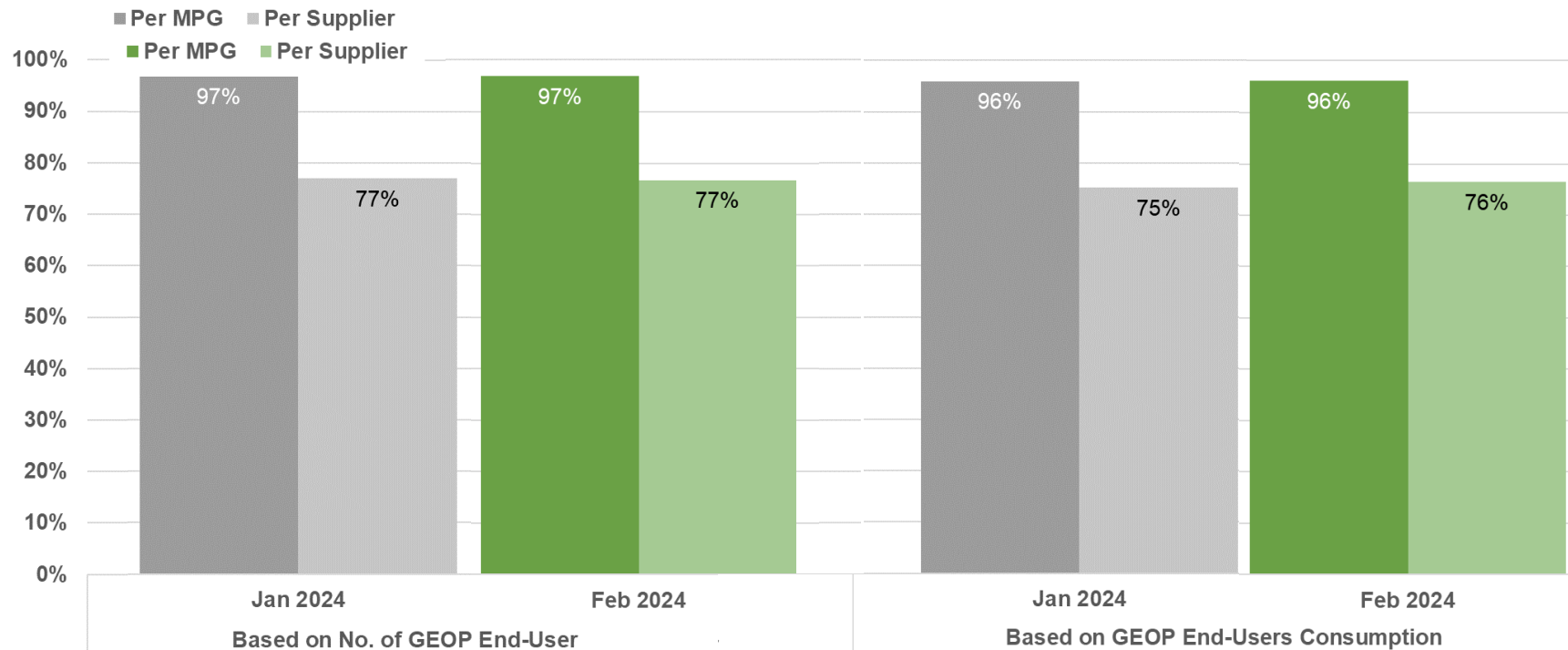


MARKET SHARE

Herfindahl-Hirschman Index (HHI)



Four-Firm Index (C4)



ANNEX

LIST OF REGISTERED SUPPLIERS

No.	Market Participant Name	RCOA	GEOP	No.	Market Participant Name	RCOA	GEOP
1	Aboitiz Energy Solutions, Inc.	✓	✓	21	KEPCO SPC Power Corporation	✓	
2	AC Energy and Infrastructure Corporation	✓		22	Kratos RES, Inc.	✓	✓
3	ACEN Corporation (Formerly known as AC Energy Corporation)	✓	✓	23	Mabuhay Energy Corporation	✓	
4	ACX3 Capital Holdings Inc.	✓		24	Masinloc Power Partners Company Limited	✓	
5	Advent Energy, Inc.	✓	✓	25	Mazzaraty Energy Corporation	✓	
6	Anda Power Corporation RES	✓		26	MegawattSolutions Inc.	✓	
7	AP Renewables Inc.	✓	✓	27	MeridianX Inc.	✓	
8	Asiapac Green Renewable Energy Corp.	✓		28	PetroGreen Energy Corporation	✓	
9	Bac-Man Geothermal, Inc.	✓	✓	29	Premier Energy Resources Corporation	✓	
10	Citicore Energy Solutions, Inc.	✓	✓	30	Prism Energy, Inc.	✓	✓
11	Corenergy, Inc.	✓		31	Rockport Power Inc.	✓	
12	DirectPower Services, Inc.	✓	✓	32	SEM-Calaca RES Corporation	✓	
13	Ecozone Power Management, Inc.	✓		33	Shell Energy Philippines, Inc. - RES	✓	✓
14	EEI Energy Solutions Corporation	✓	✓	34	Limay Power Inc. (formerly SMC Consolidated Power Corporation)	✓	
15	FDC Retail Electricity Sales Corporation	✓		35	SN Aboitiz Power- Magat, Inc.	✓	✓
16	First Gen Energy Solutions, Inc.	✓	✓	36	SN Aboitiz Power-RES, Inc.	✓	✓
17	Global Energy Supply Corporation	✓		37	Solar Philippines Retail Electricity, Inc.	✓	✓
18	GNPower Ltd. Co.	✓		38	Team (Philippines) Energy Corporation	✓	
19	Green Core Geothermal, Inc.	✓	✓	39	Therma Luzon, Inc.	✓	✓
20	Jin Navitas Electric Corporation	✓		40	Vantage Energy Solutions and Management, Inc.	✓	

Connect with PEMC

✉ pemc_info@wesm.ph

☎ +63 2 8631 8734

📍 18F Robinson Equitable Tower,
ADB Avenue Ortigas Center,
Pasig City 1600, Philippines



[pemcinfo](#)



[pemcinfo](#)



[PEMC Info](#)



[PEMC Info](#)