



MONTHLY RETAIL MARKET ASSESSMENT REPORT

26 July to 25 August 2024

Document Information Classification: Public

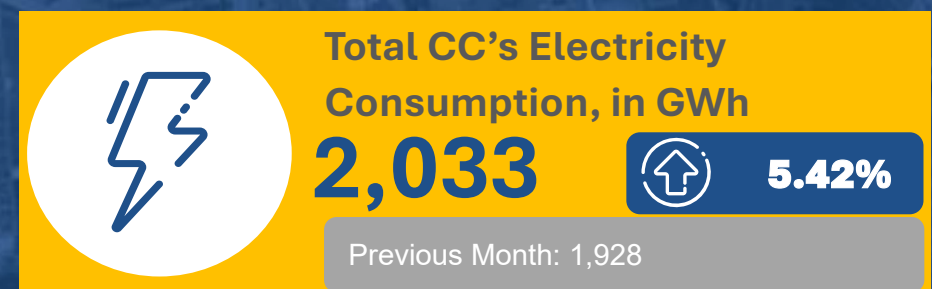
The information contained in this document is based on data that are subject to continuous verification by the Philippine Electricity Market Corporation (PEMC). The same information is subject to change as updated figures come in.

RCOA

SUMMARY OF OBSERVATION

- Twenty-seven (27) new Contestable Customers (CCs) registered during the August 2024 billing period, eighteen (18) of which came from Luzon.
- Six (6) of the new registered CCs came from Mindanao which brought the total no. of CCs in the region to eleven (11).
- Sixteen (16) out of eighteen (18) switches were due to expiration of supply contracts.
- Reasons for the two (2) CCs that ceased participation in the RCOA Market were the following:
 - Transfer of service to another customer
 - Transfer of CC from RCOA to Green Energy Option Program (GEOP)

AT A GLANCE



2,090

Total Registered



COMMERCIAL

1,115 Customers

Previous Month

1,099 Customers



INDUSTRIAL

975 Customers

Previous Month

964 Customers

LUZON

1,821

Previous Month: 1,803

VISAYAS

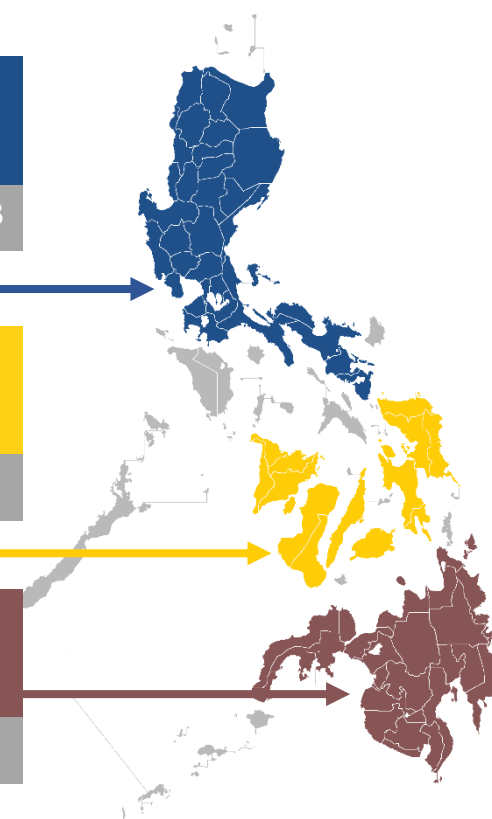
258

Previous Month: 255

MINDANAO

11

Previous Month: 5



500-749kW

359 Customers

Previous Month

347 Customers

750-999kW

443 Customers

Previous Month

438 Customers

1MW & ABOVE

1,288 Customers

Previous Month

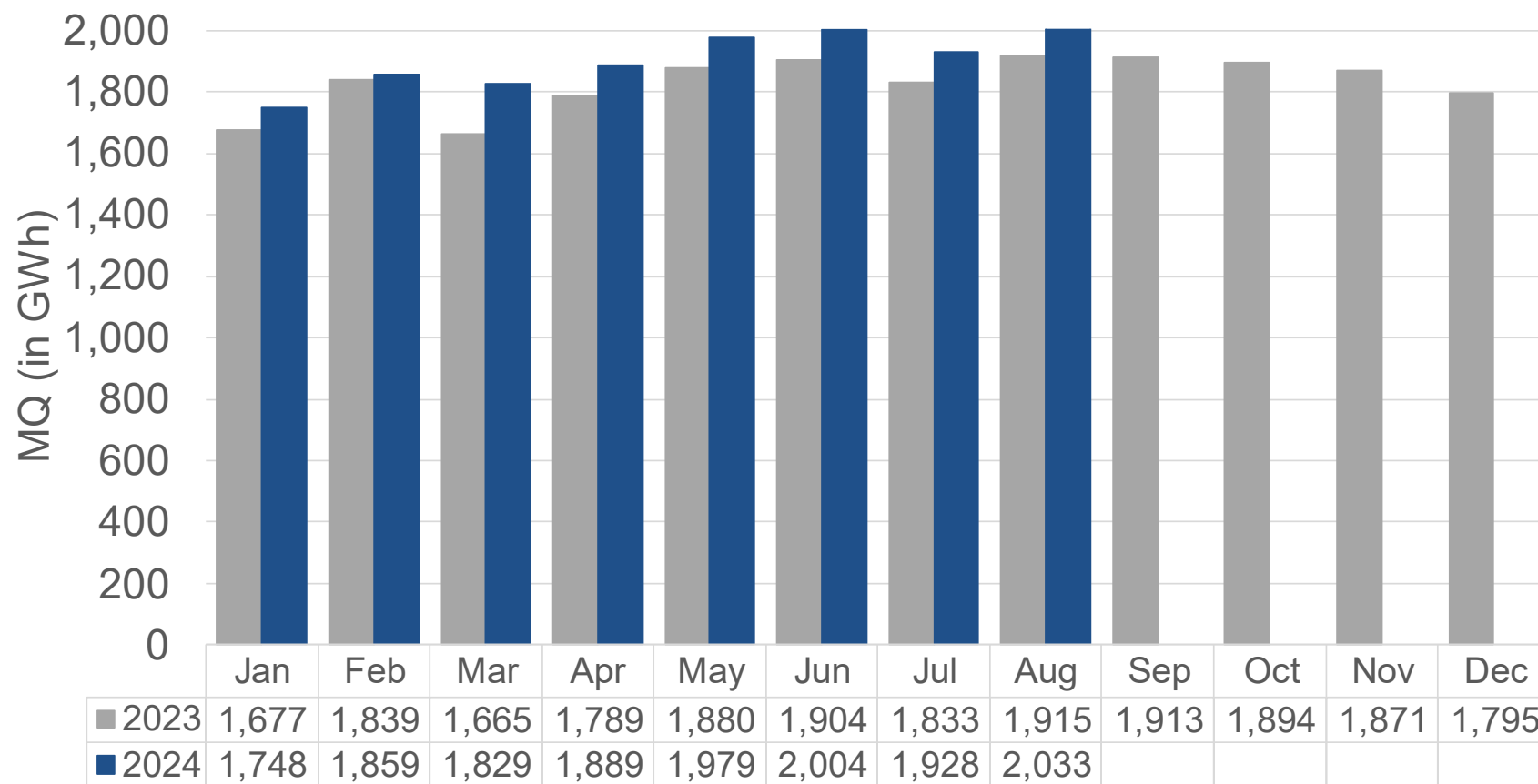
1,278 Customers

RETAIL ELECTRICITY SUPPLIERS

	Registered	Serving CCs
R _{etail} E _{lectricity} S _{upplier}	43	32
Previous Month	42	32
L _{ocal} R _{etail} E _{lectricity} S _{upplier}	15	2
Previous Month	15	2
S _{upplier} O _f L _{ast} R _{esort}	28	0
Previous Month	27	0

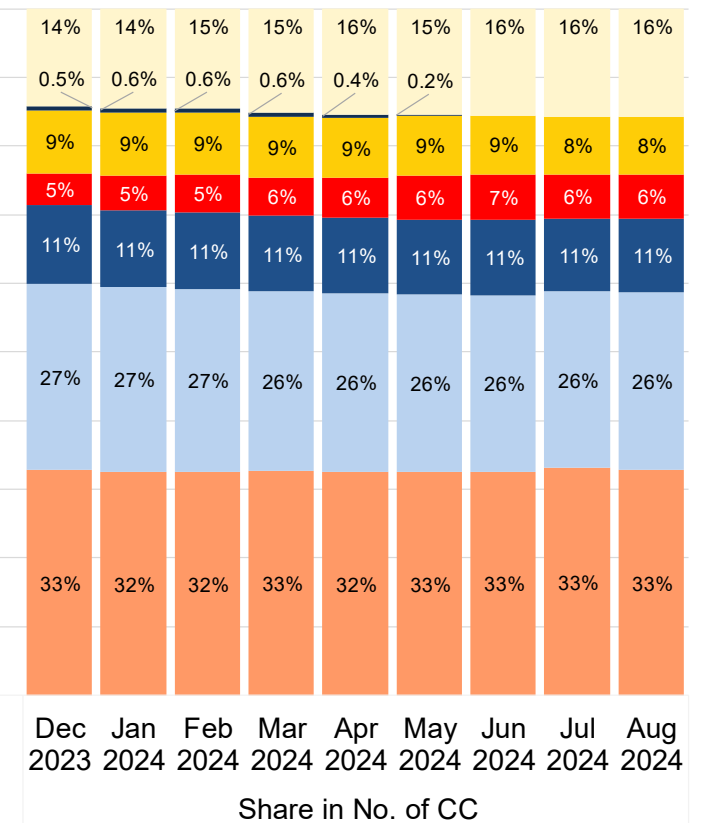
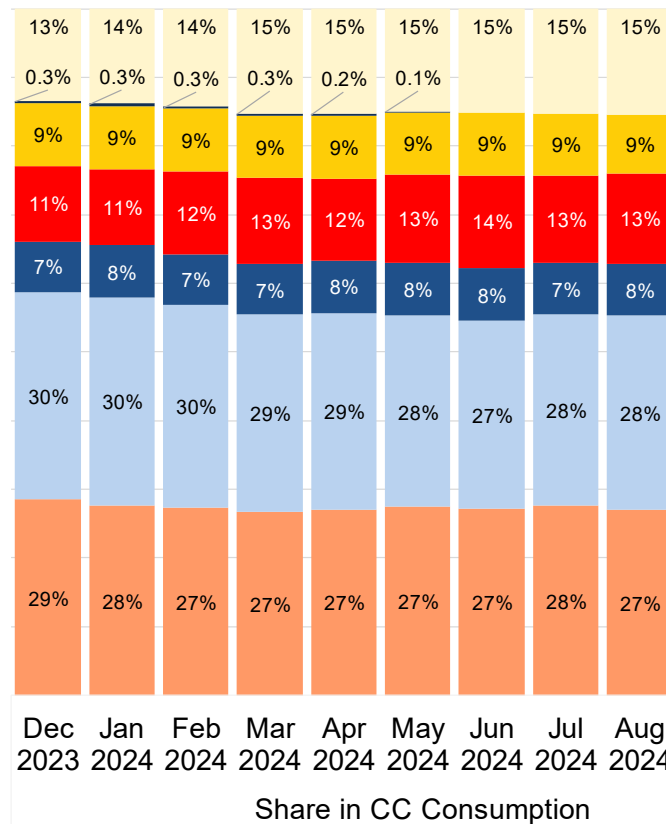
PrimeRES Energy Corporation has registered to be a Retail Electricity Supplier during the billing period.

MONTHLY CONSUMPTION



MARKET SHARE

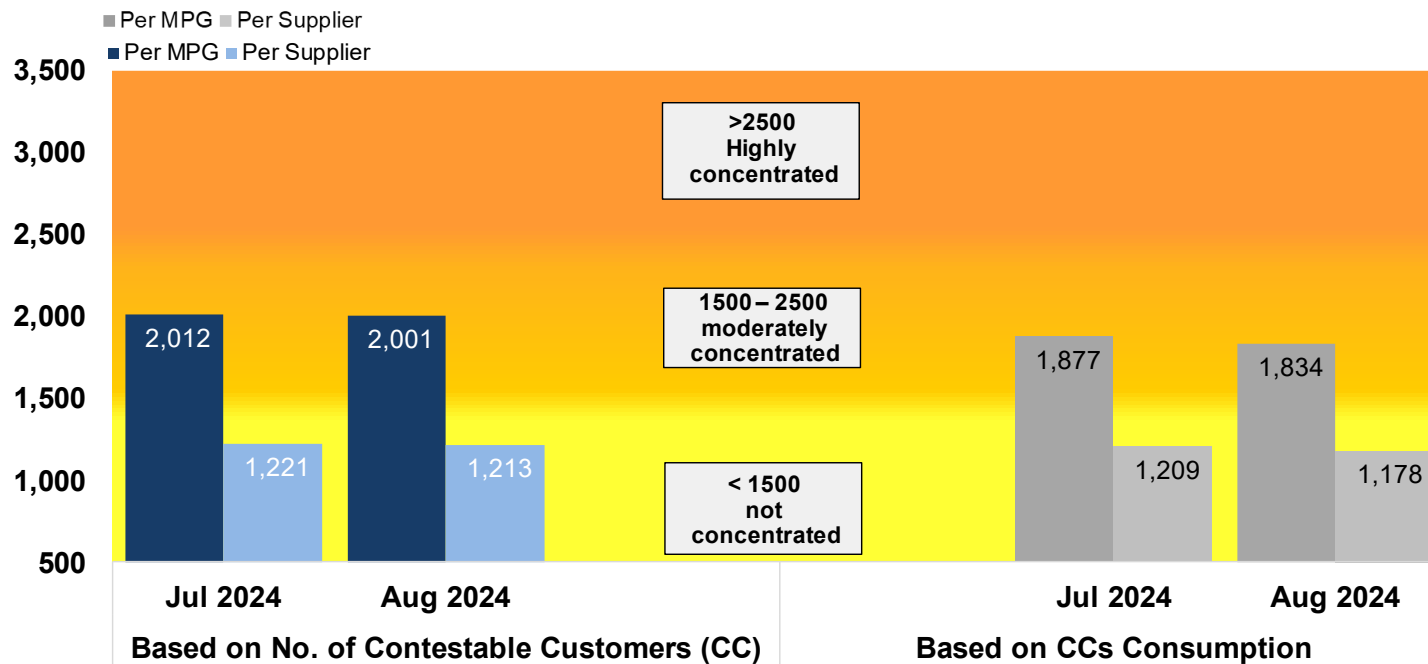
Others
 Yuchengco Group
 EDC Group
 San Miguel Group
 Ayala Group
 Aboitiz Group
 MERALCO Group



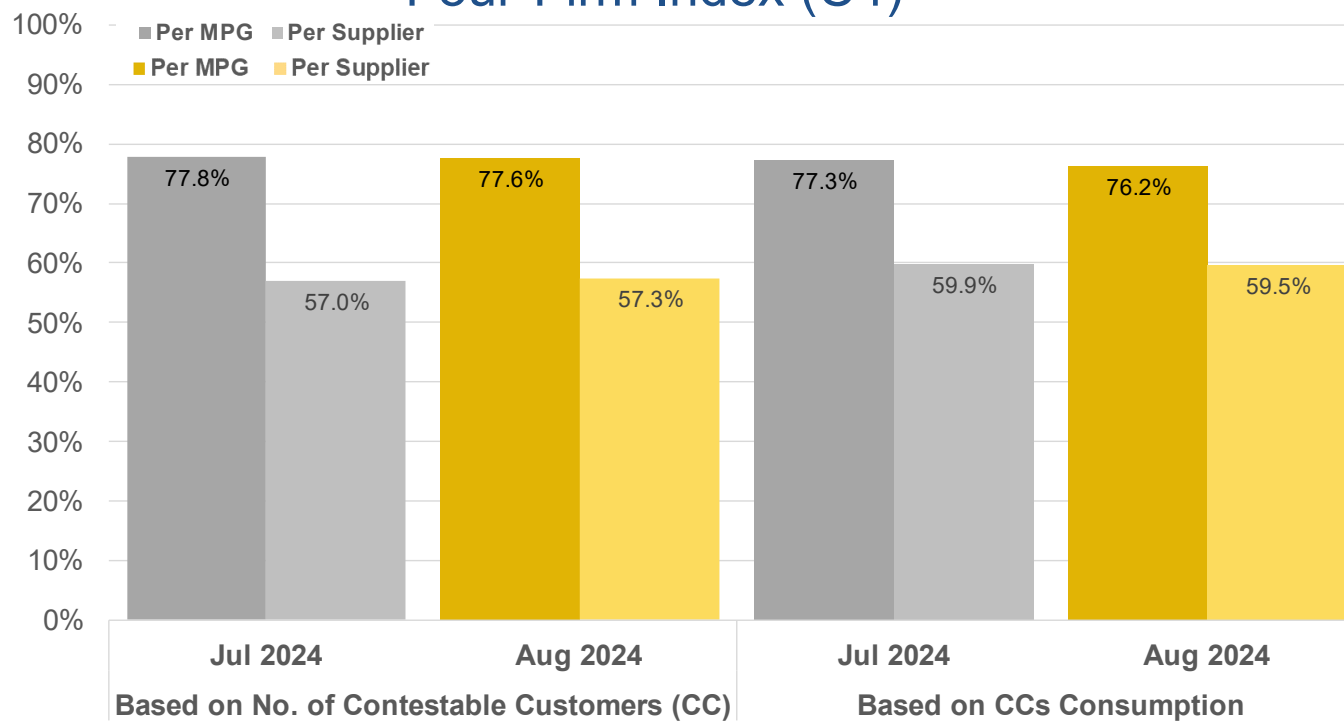
During the August 2024 billing period, minimal movement was observed in the number of CCs of suppliers, even for the MERALCO and Aboitiz Groups, which hold the largest market shares.

Looking at the month-to-month comparison, Yuchengco Group had no consumption and customers since June 2024. Meanwhile, all major supplier groups, including those without affiliates, experienced minimal changes as the year progressed.

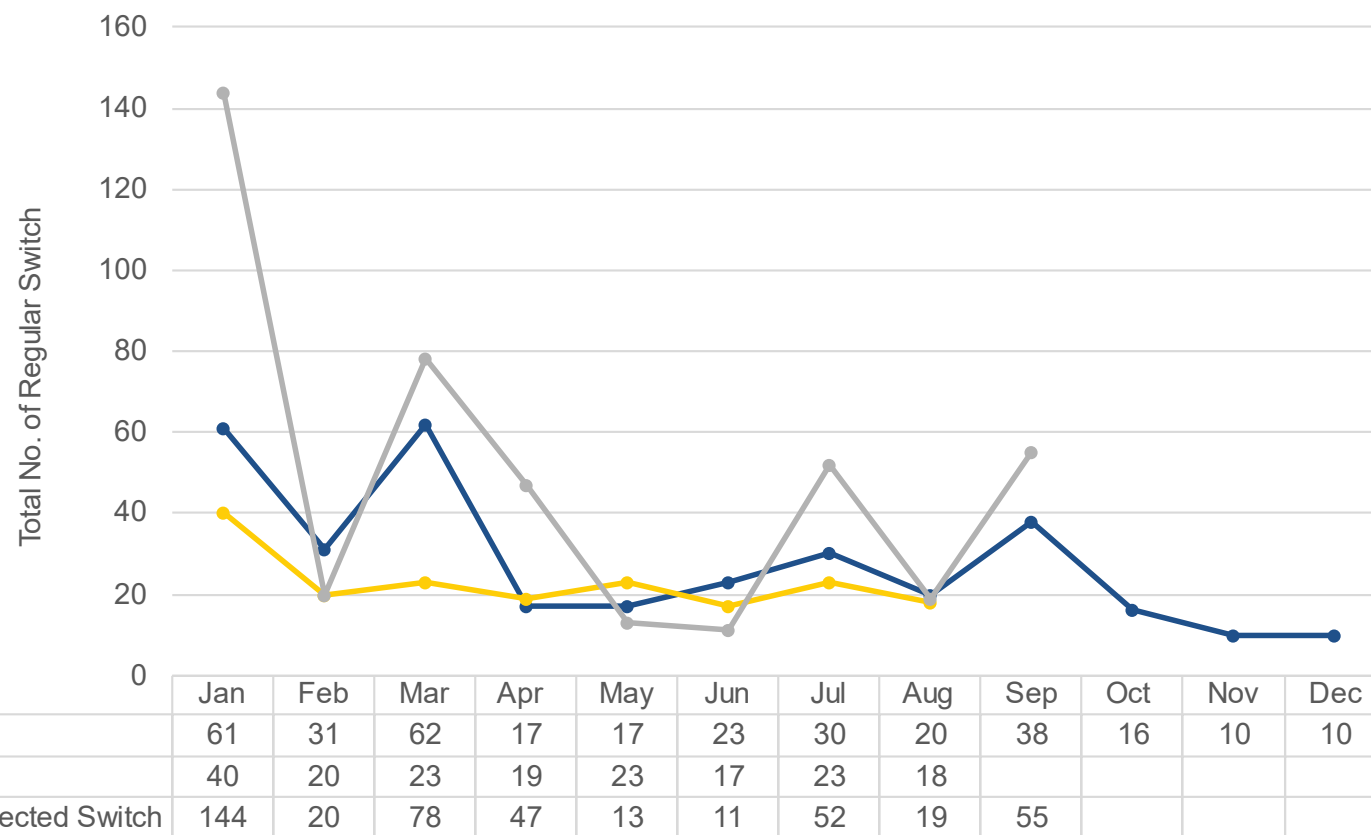
Herfindahl-Hirschman Index (HHI)



Four-Firm Index (C4)



CUSTOMER SWITCHING



Regular Switch - Commercial transfer of a Contestable Customer from one Supplier to another.

Projected Switch – Contestable Customers with expiring contracts during the billing period.



SUMMARY OF OBSERVATION

- Thirty-one (31) new GEOP End-Users (GEUs) were noted to have entered the program during the August 2024 billing period.
- One (1) GEU switched to another Renewable Energy Supplier (RE Supplier) during the billing month.

AT A GLANCE



Total no. of Registered GEOP End-Users (GEU)

397



8.88%

Previous Month: 366



Total no. of Registered Suppliers Serving GEUs

10



0.00%

Previous Month: 10




Total no. of GEUs that Switched to other RE Supplier

1



100%

Previous Month: 0



Total GEU's Electricity Consumption, in terms of GWh

54



12.23%

Previous Month: 48

397

Total Registered



COMMERCIAL
291 Customers

Previous Month
262 Customers



INDUSTRIAL
106 Customers

Previous Month
104 Customers

LUZON

311

Previous Month: 280

VISAYAS

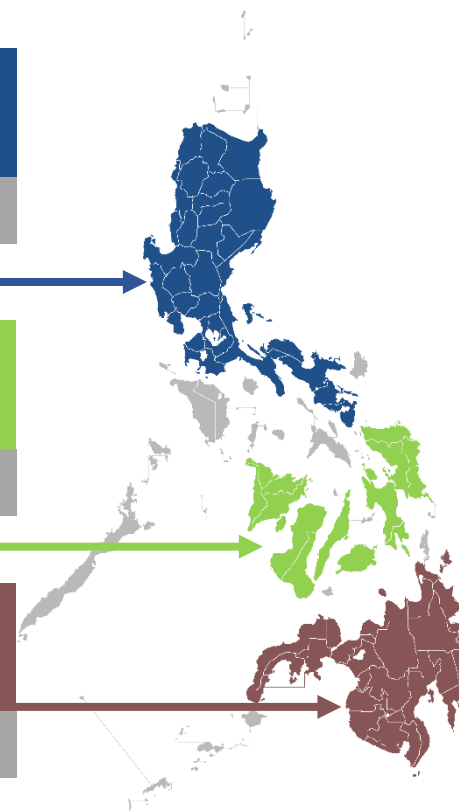
86

Previous Month: 86

MINDANAO

0

Previous Month: 0



100-499kW

379 Customers

Previous Month
349 Customers

500-749kW

10 Customers

Previous Month
9 Customers

750-999kW

7 Customers

Previous Month
7 Customers

1MW

& ABOVE

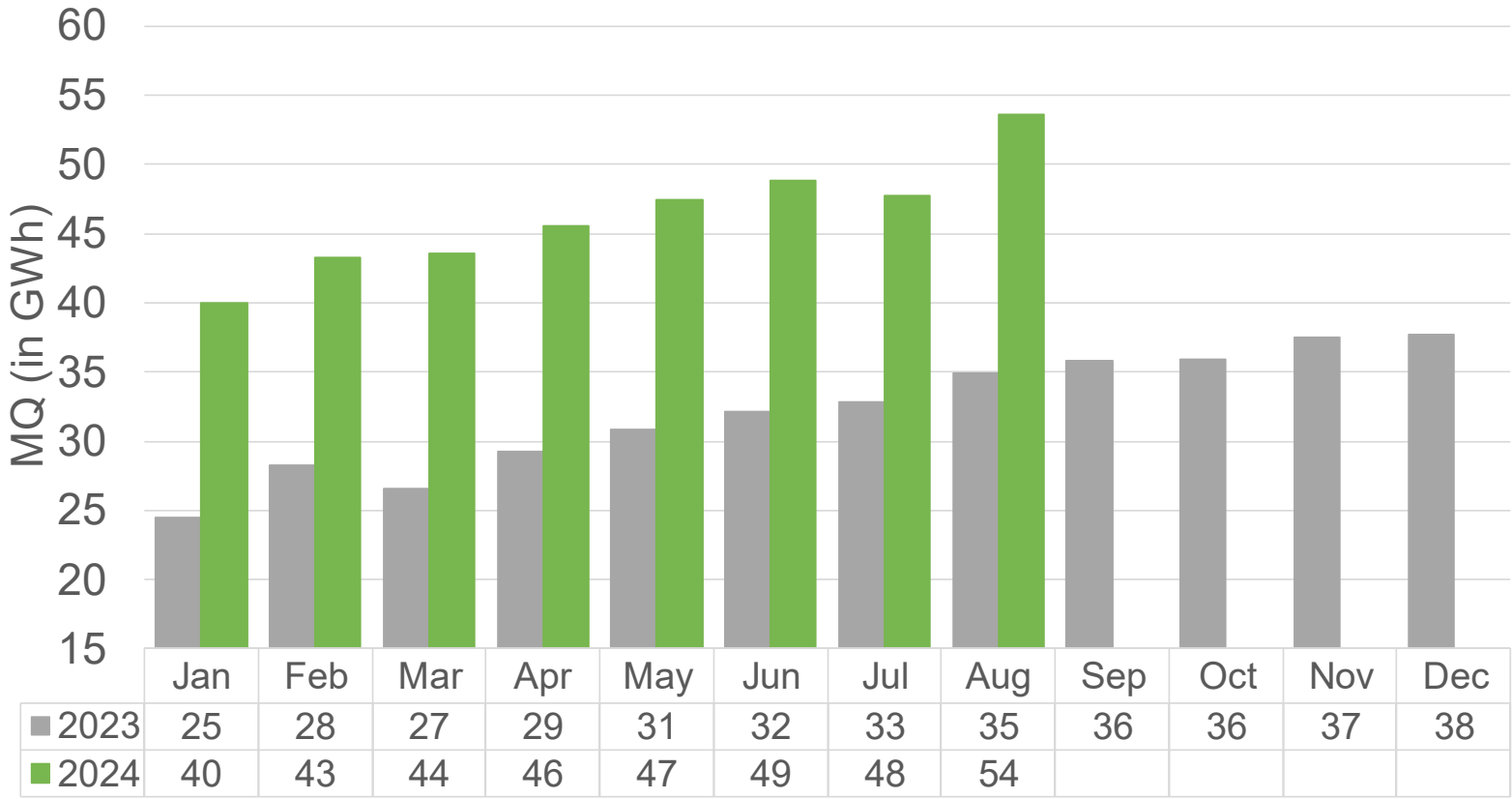
1 Customer

Previous Month
1 Customer

GEOPEND-USERS

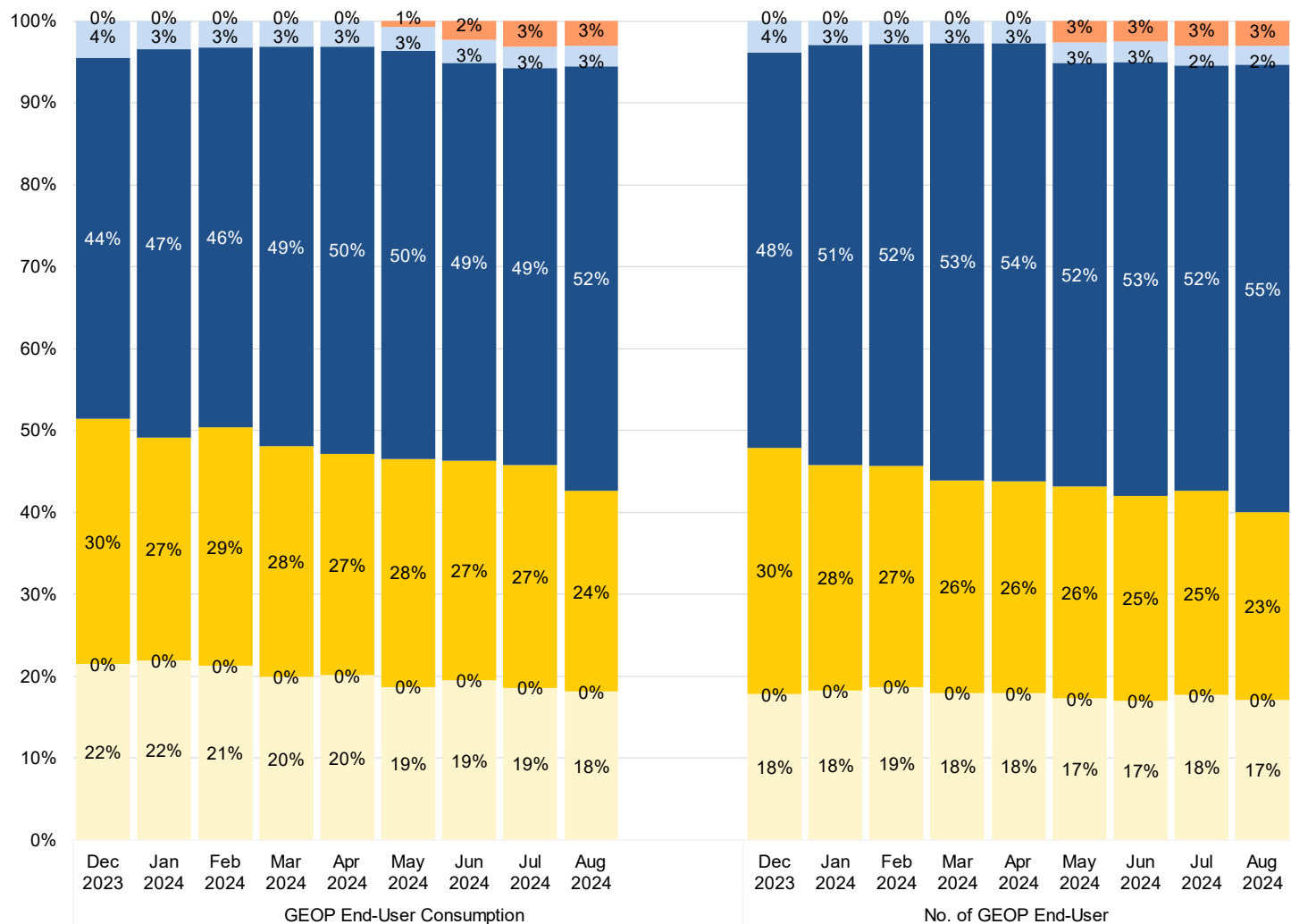
	Registered	Serving GEUs
R enewable E nergy S upplier	18	10
L ocal R etail E lectricity S upplier	1	1
S upplier O f L ast R esort	16	-





MONTHLY CONSUMPTION

■ MERALCO Group
■ Aboitiz Group
■ Ayala Group
■ EDC Group
■ San Miguel Group
■ Others

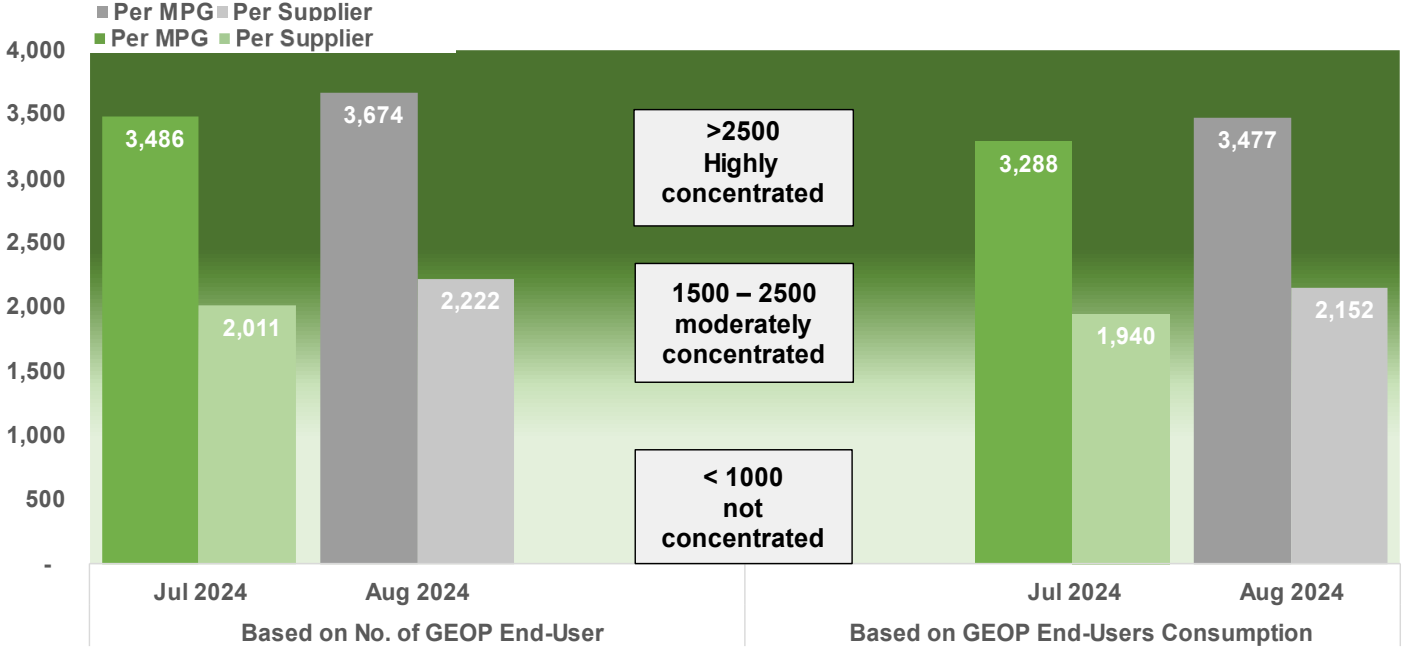


Ayala Group continues to increase its market share in terms of number of GEUs and consumption in GEOP, as new GEUs enters the program and choosing them as their RE Supplier.

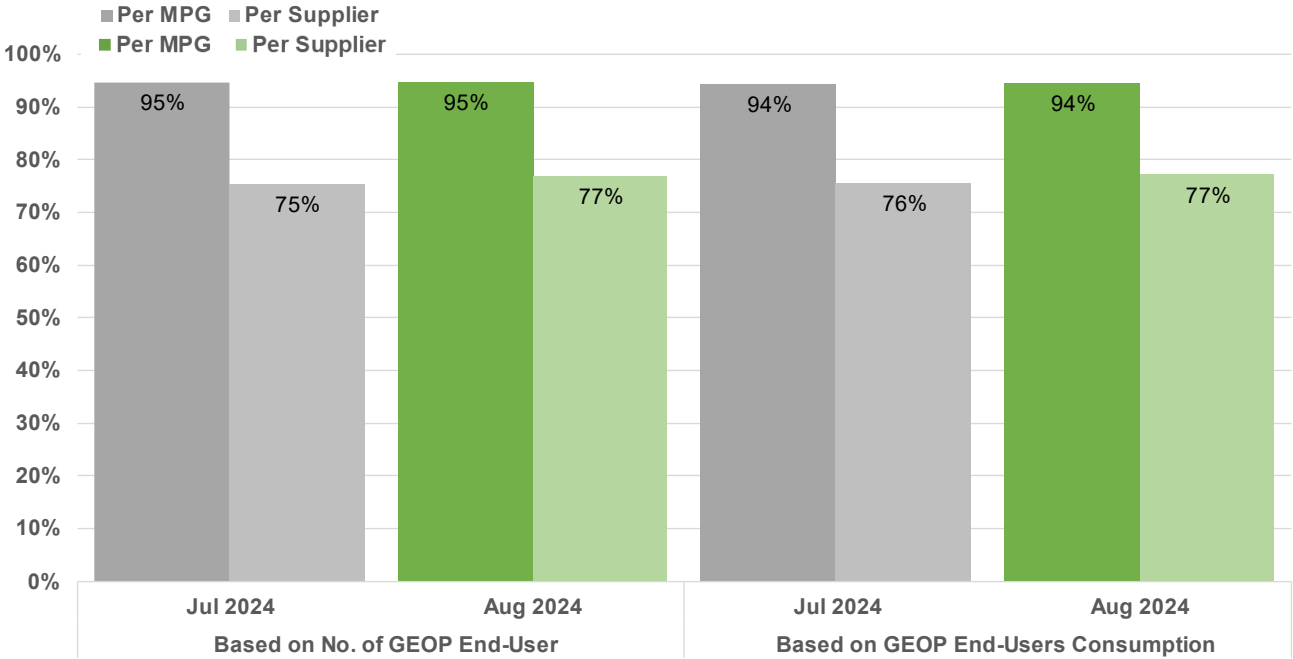
Similarly, the MERALCO Group observed a continued increase in number of GEUs and its consumption starting in May 2024.

MARKET SHARE

Herfindahl-Hirschman Index (HHI)

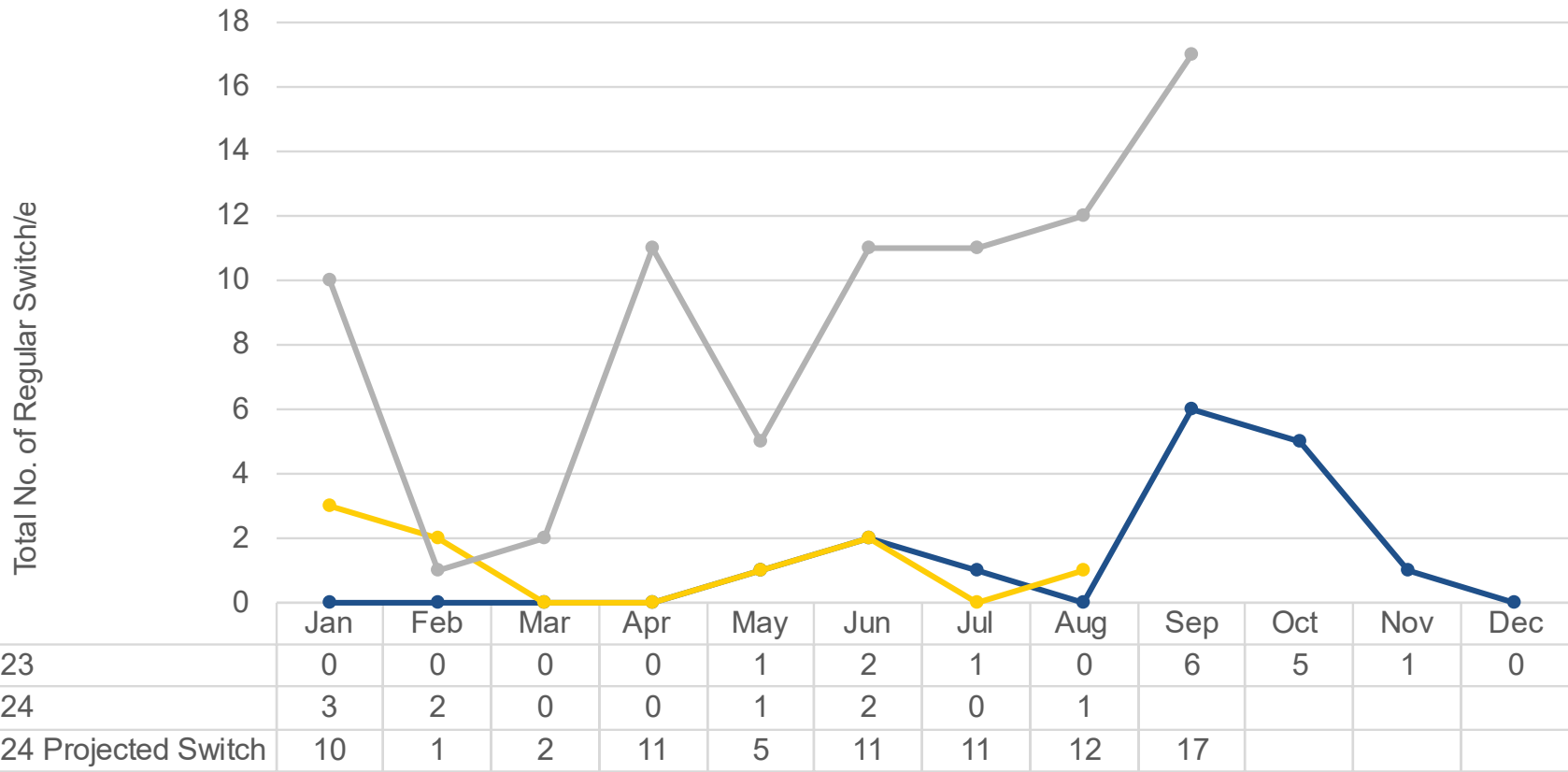


Four-Firm Index (C4)



MARKET CONCENTRATION

add



*Regular Switch - The commercial transfer of a GEOP End-User from one RE Supplier to another RE Supplier.
Projected Switch –GEOP End-Users with expiring contracts during the billing period.*

CUSTOMER SWITCHING

ANNEX

LIST OF REGISTERED SUPPLIERS

No.	Market Participant Name	RCOA	GEOP	No.	Market Participant Name	RCOA	GEOP
1	Aboitiz Energy Solutions, Inc.	✓	✓	23	KEPCO SPC Power Corporation	✓	
2	AC Energy and Infrastructure Corporation	✓		24	Kratos RES, Inc.	✓	✓
3	ACEN Corporation	✓	✓	25	Mabuhay Energy Corporation	✓	
4	ACX3 Capital Holdings Inc.	✓		26	Masinloc Power Partners Company Limited	✓	
5	Advent Energy, Inc.	✓	✓	27	Mazzaraty Energy Corporation	✓	
6	Alsons Power Supply Corporation	✓		28	MegawattSolutions Inc.	✓	
7	Anda Power Corporation RES	✓		29	MeridianX Inc.	✓	
8	AP Renewables Inc.	✓	✓	30	PetroGreen Energy Corporation	✓	
9	Asiapac Green Renewable Energy Corp.	✓		31	Premier Energy Resources Corporation	✓	
10	Bac-Man Geothermal, Inc.	✓	✓	32	PrimeRES Energy Corporation	✓	
11	Citicore Energy Solutions, Inc.	✓	✓	33	Prism Energy, Inc.	✓	✓
12	Corenergy, Inc.	✓		34	Rockport Power Inc.	✓	
13	DirectPower Services, Inc.	✓	✓	35	SEM-Calaca RES Corporation	✓	
14	Ecozone Power Management, Inc.	✓		36	Shell Energy Philippines, Inc. - RES	✓	✓
15	EEI Energy Solutions Corporation	✓	✓	37	Limay Power Inc.	✓	
16	FDC Retail Electricity Sales Corporation	✓	✓	38	SN Aboitiz Power- Magat, Inc.	✓	✓
17	First Gen Energy Solutions, Inc.	✓	✓	39	SN Aboitiz Power-RES, Inc.	✓	✓
18	Global Energy Supply Corporation	✓		40	Solar Philippines Retail Electricity, Inc.	✓	✓
19	GNPower Ltd. Co.	✓		41	TeaM (Philippines) Energy Corporation	✓	
20	Green Energy Supply Solutions, Inc.	✓		42	Therma Luzon, Inc.	✓	✓
21	Green Core Geothermal, Inc.	✓	✓	43	Vantage Energy Solutions and Management, Inc.	✓	
22	Jin Navitas Electric Corporation	✓					

LIST OF REGISTERED LOCAL SUPPLIERS

No.	Market Participant Name	RCOA	GEOP	No.	Market Participant Name	RCOA	GEOP
1	Batangas II Electric Cooperative, Inc.	✓		10	Manila Electric Company	✓	✓
2	Camarines Sur II Electric Cooperative, Inc.	✓		11	Nueva Ecija I Electric Cooperative, Inc.	✓	
3	Cebu I Electric Cooperative, Inc.	✓		12	San Fernando Electric Light & Power Co., Inc.	✓	
4	Cebu II Electric Cooperative, Inc.	✓		13	Subic Enerzone Corporation	✓	
5	Central Negros Electric Cooperative, Inc.	✓		14	Tarlac Electric, Inc.	✓	
6	Clark Electric Distribution Corporation	✓		15	Visayan Electric Company, Inc.	✓	
7	Dagupan Electric Corporation	✓					
8	Ilocos Norte Electric Cooperative, Inc.	✓					
9	Mactan Enerzone Corporation	✓					

Connect with PEMC

✉ pemc_info@wesm.ph

☎ +63 2 8631 8734

📍 18F Robinson Equitable Tower,
ADB Avenue Ortigas Center,
Pasig City 1600, Philippines



[pemcinfo](https://www.facebook.com/pemcinfo)



[pemcinfo](https://www.linkedin.com/company/pemcinfo)



[PEMC_Info](https://twitter.com/PEMC_Info)



[PEMC Info](https://www.youtube.com/channel/UCv8v8v8v8v8v8v8v8v8v8v8)