



MONTHLY RETAIL MARKET ASSESSMENT REPORT

26 August to 25 September 2024

Document Information Classification: Public

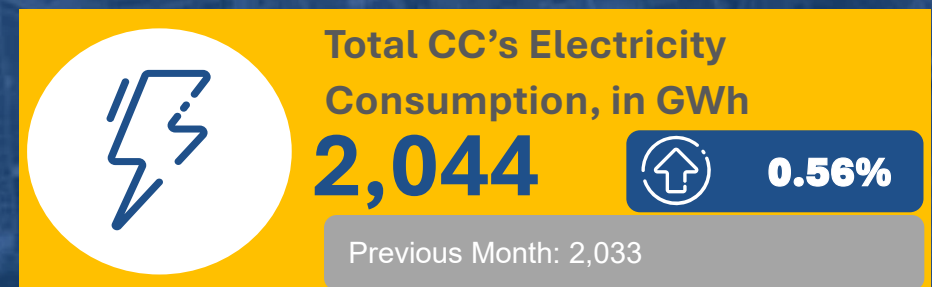
The information contained in this document is based on data that are subject to continuous verification by the Philippine Electricity Market Corporation (PEMC). The same information is subject to change as updated figures come in.

RCOA

SUMMARY OF OBSERVATION

- Nineteen (19) new Contestable Customers (CCs) registered during the September 2024 billing period, thirteen (13) of which came from Luzon.
- Additional five (5) new CCs from Mindanao registered under the Retail Competition and Open Access (RCOA) bringing the total no. of CCs in the region to sixteen (16).
- Three (3) CCs were noted to have transferred from RCOA program to the Green Energy Option Program (GEOP).

AT A GLANCE



2,106

Total Registered



COMMERCIAL

1,127 Customers

Previous Month

1,115 Customers



INDUSTRIAL

979 Customers

Previous Month

975 Customers

LUZON

1,833

Previous Month: 1,821

VISAYAS

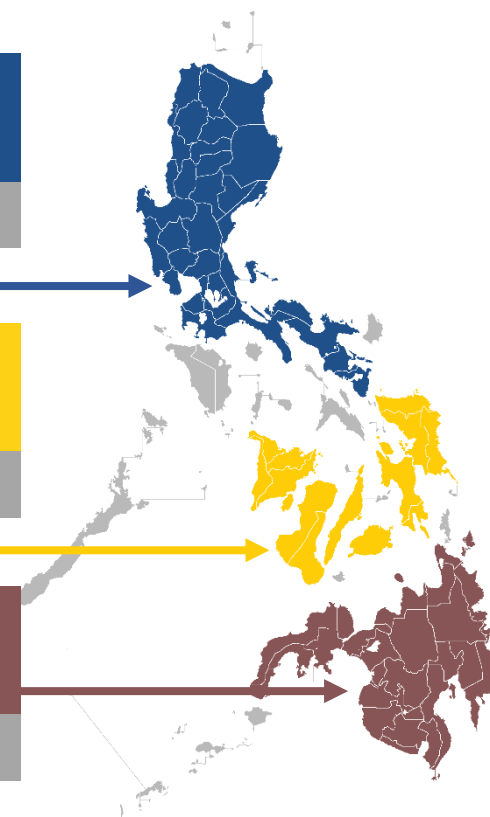
257

Previous Month: 258

MINDANAO

16

Previous Month: 11



500-749kW

367 Customers

Previous Month

359 Customers

750-999kW

443 Customers

Previous Month

443 Customers

1MW & ABOVE

1,296 Customers

Previous Month

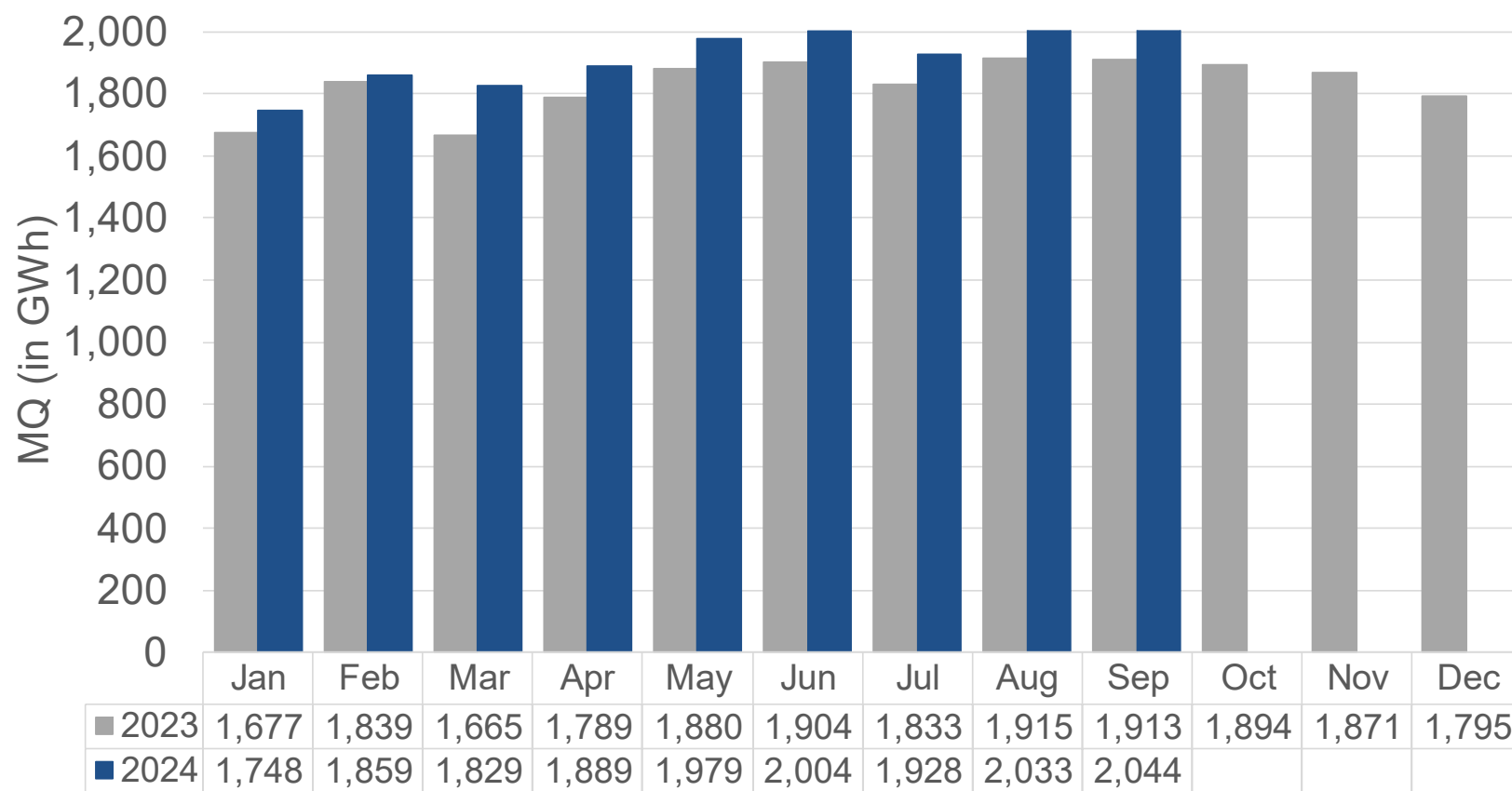
1,288 Customers

RETAIL ELECTRICITY SUPPLIERS

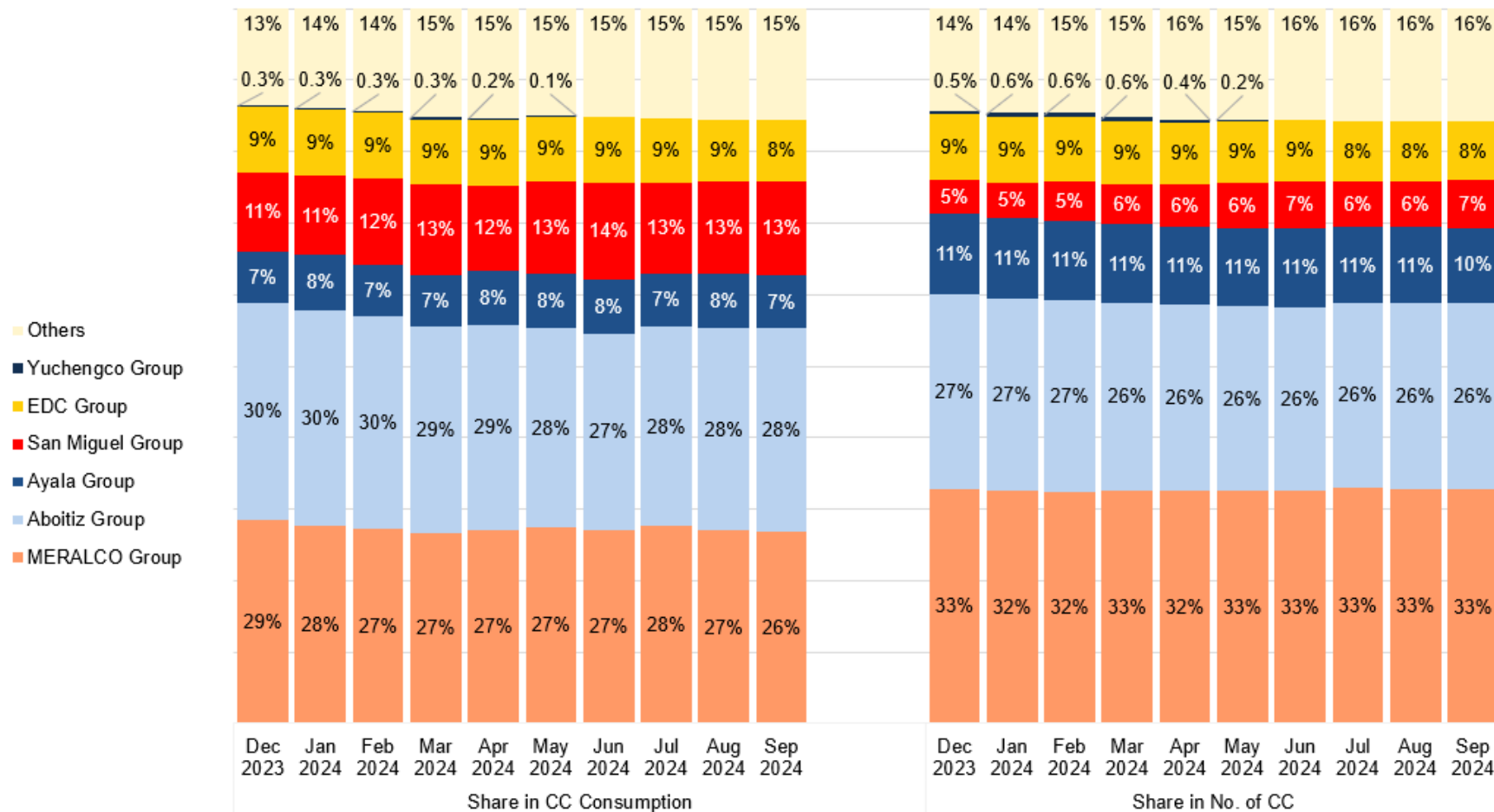
	Registered	Serving CCs
R _{etail} E _{lectricity} S _{upplier}	44	32
Previous Month	43	32
L _{ocal} R _{etail} E _{lectricity} S _{upplier}	15	2
Previous Month	15	2
S _{upplier} O _f L _{ast} R _{esort}	28	0
Previous Month	28	0

ENERXIA Corporation has registered to be a Retail Electricity Supplier during the billing period.

MONTHLY CONSUMPTION



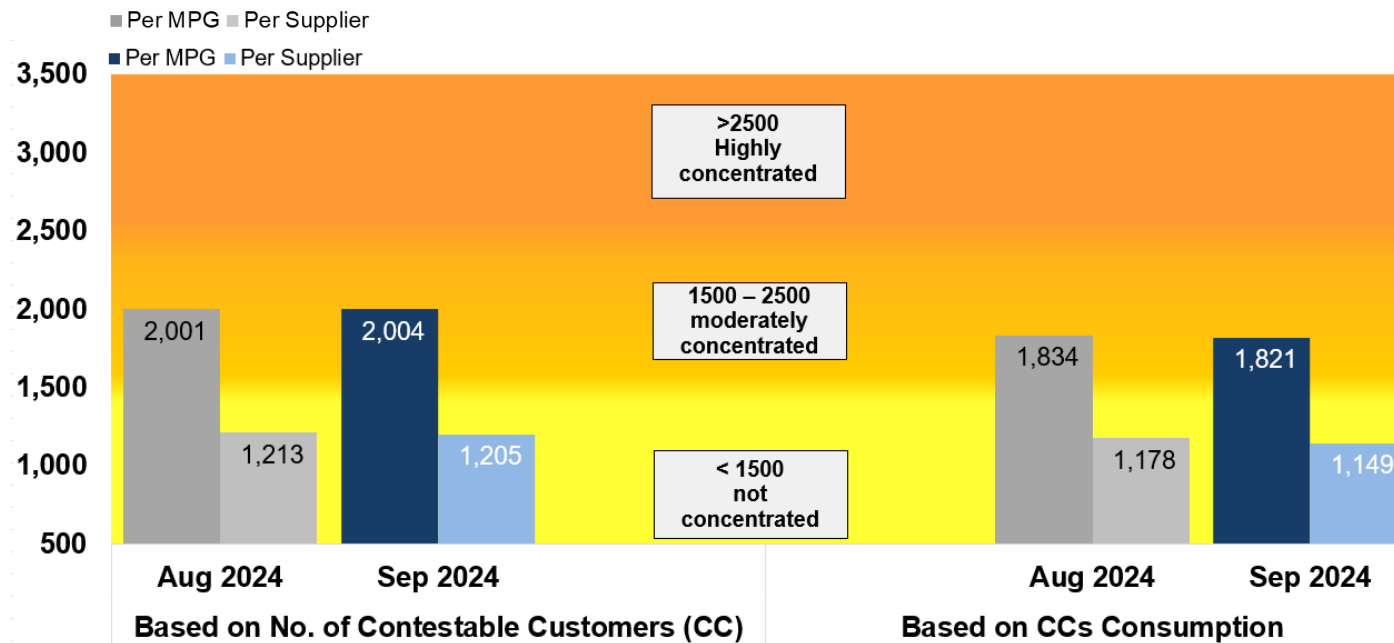
MARKET SHARE



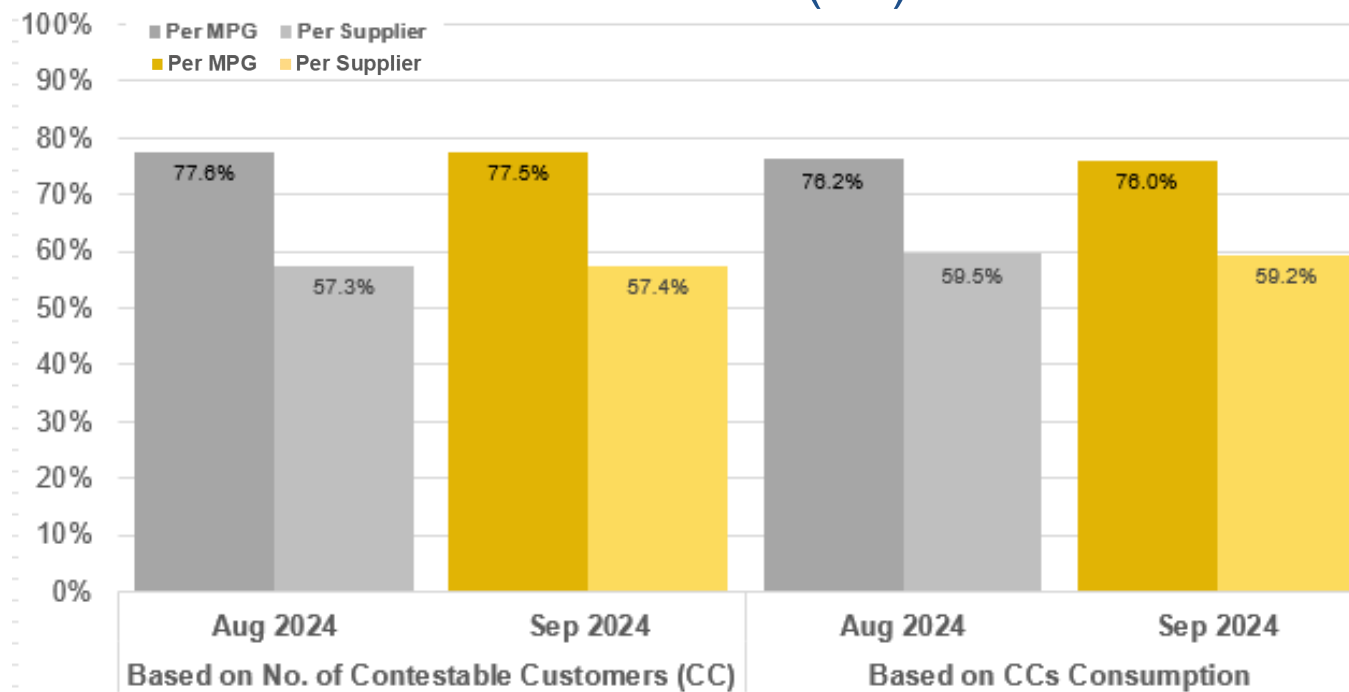
Both the shares in number of customers and consumption remained relatively consistent during the September 2024 billing period. This trend was evident since March 2024 and suggests that the share in the RCOA program is dominated by Aboitiz and MERALCO Group for more than half of 2024.

MARKET CONCENTRATION

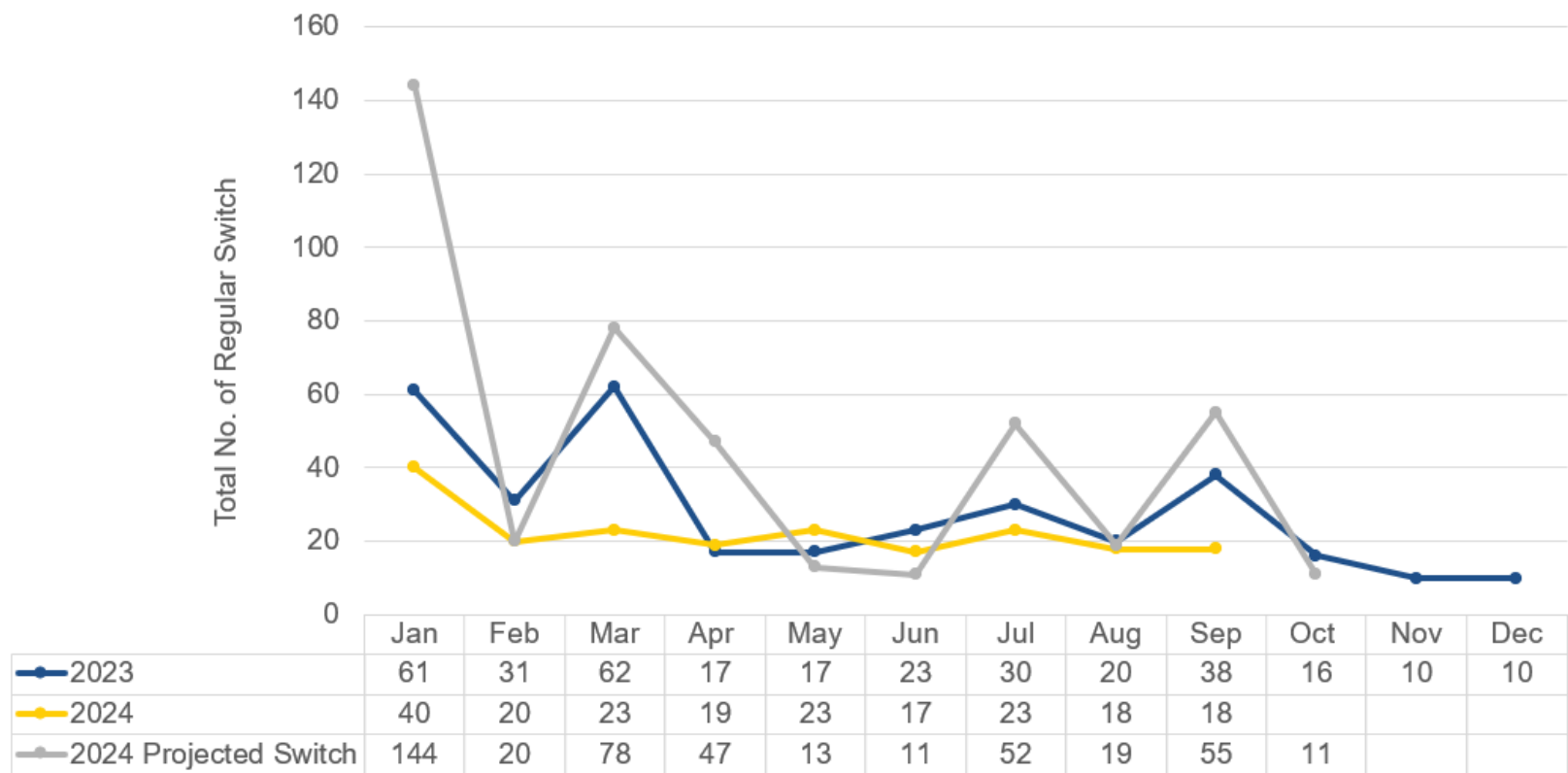
Herfindahl-Hirschman Index (HHI)



Four-Firm Index (C4)



CUSTOMER SWITCHING



Regular Switch - Commercial transfer of a Contestable Customer from one Supplier to another.

Projected Switch - Contestable Customers with projected contract expiration during the billing period.



SUMMARY OF OBSERVATION

- Twenty-seven (27) new GEOP End-Users (GEUs) were noted to have entered the program during the September 2024 billing period.
- Four (4) switches from GES to another GES were noted during the billing period while three (3) CCs from RCOA transferred to GEOP.
- One (1) GEU has reverted to being Captive Customer.
- The total consumption of GEUs increased compared to the previous billing month.

AT A GLANCE



Total no. of Registered GEOP End-Users (GEU)

423



6.86%

Previous Month: 397



Total no. of Registered Suppliers Serving GEUs

10



0.00%

Previous Month: 10




Total no. of GEUs that Switched to other RE Supplier

4



300%

Previous Month: 1



Total GEU's Electricity Consumption, in terms of GWh

61



12.96%

Previous Month: 54

423

Total Registered



COMMERCIAL
316 Customers

Previous Month
291 Customers



INDUSTRIAL
107 Customers

Previous Month
106 Customers

LUZON

333

Previous Month: 311

VISAYAS

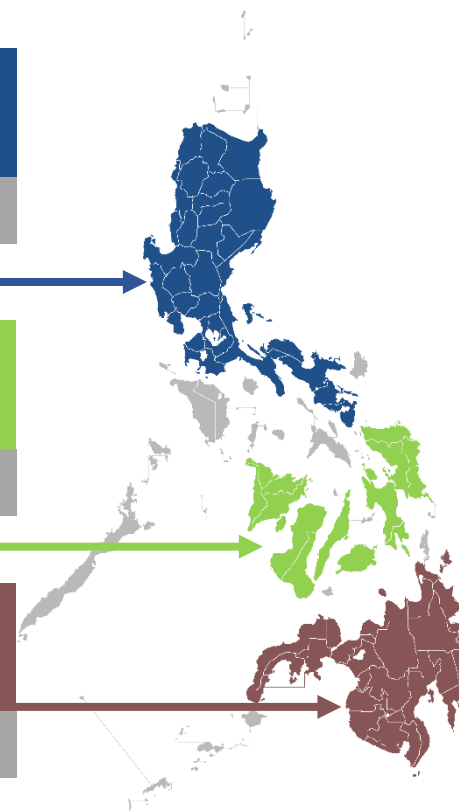
90

Previous Month: 86

MINDANAO

0

Previous Month: 0



100-499kW

405 Customers

Previous Month
379 Customers

500-749kW

10 Customers

Previous Month
10 Customers

750-999kW

7 Customers

Previous Month
7 Customers

1MW

& ABOVE

1 Customer

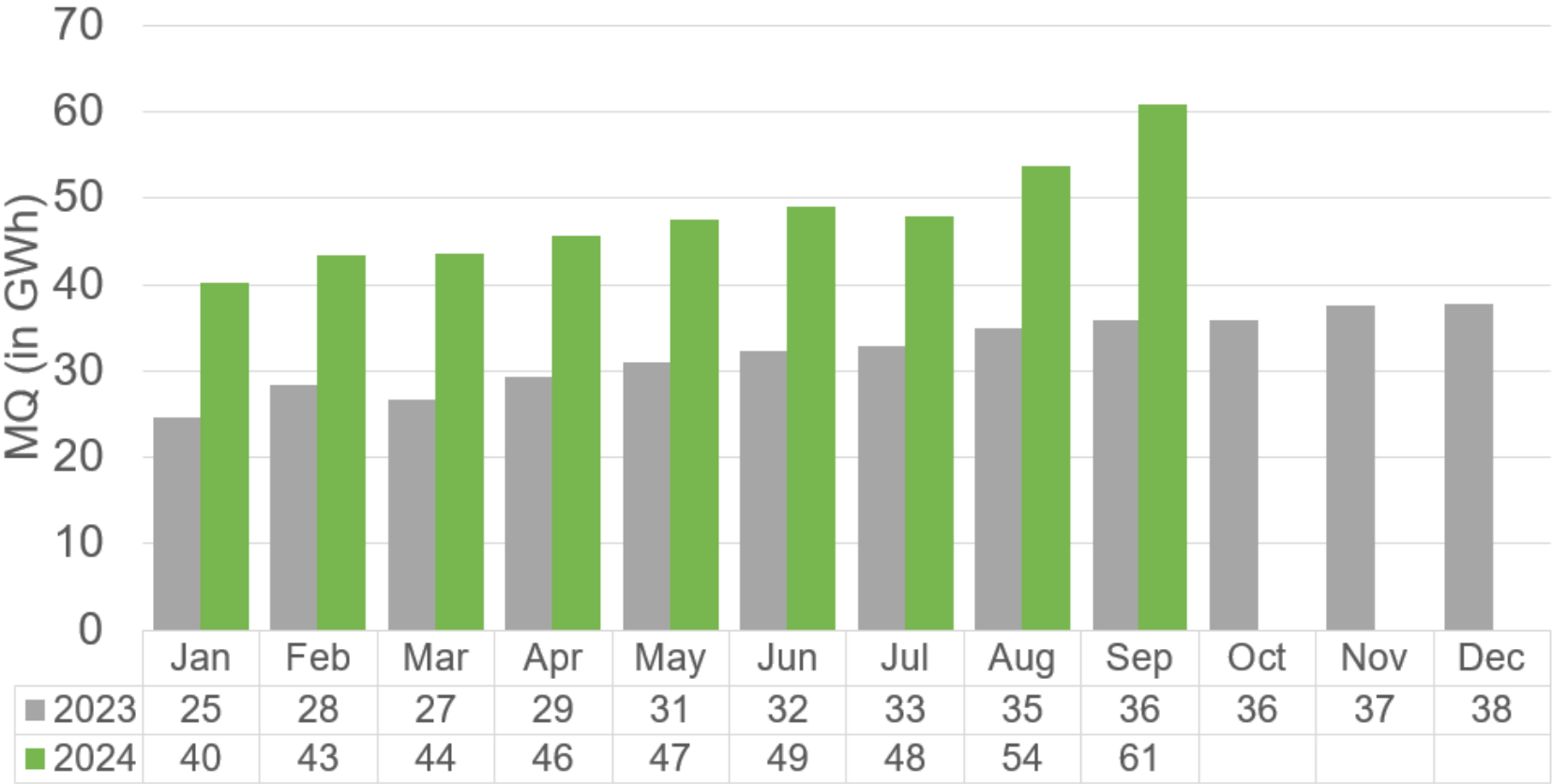
Previous Month
1 Customer

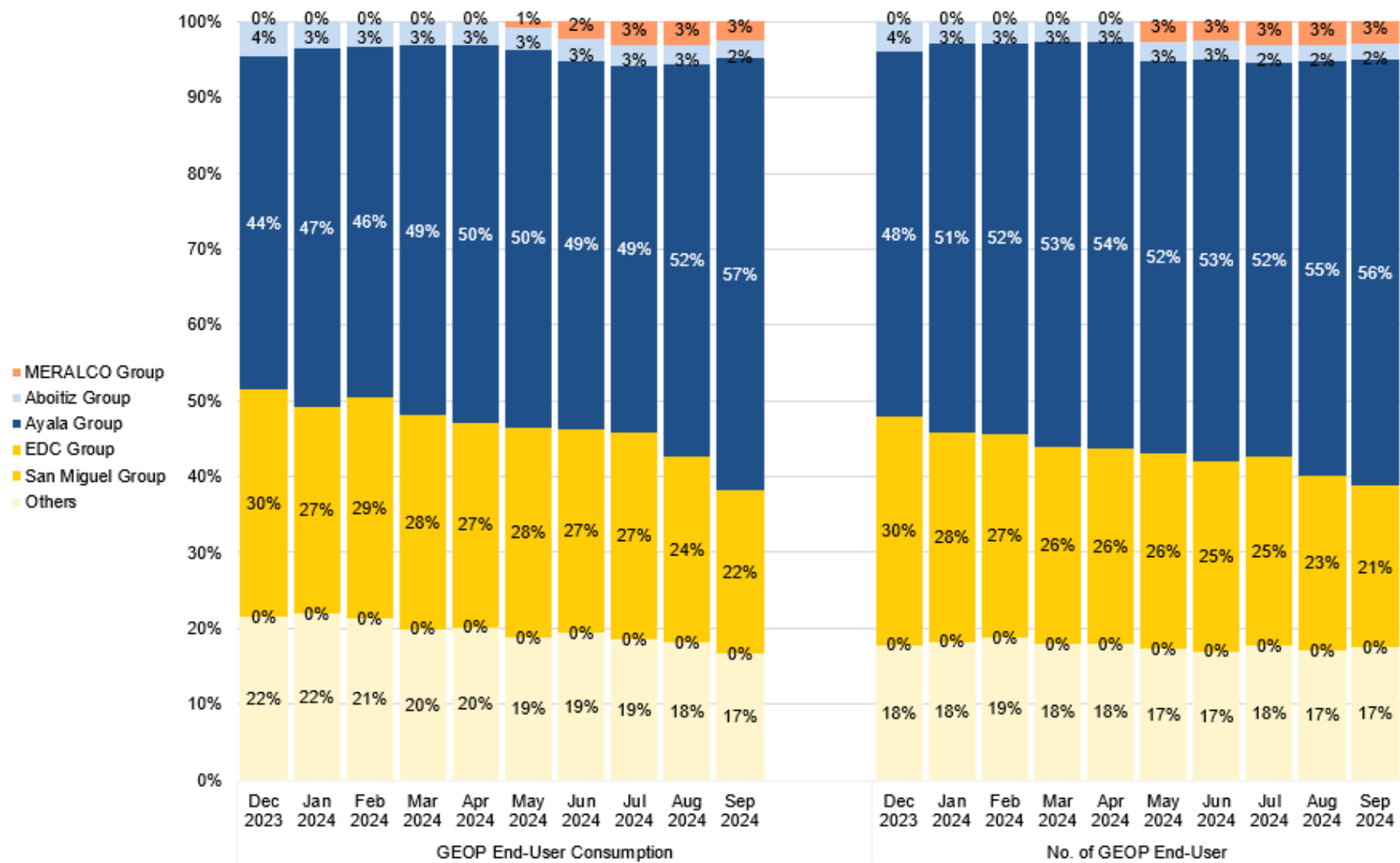
GEOPEND-USERS

	Registered	Serving GEUs
R enewable E nergy S upplier	18	10
Previous Month	18	10
L ocal R etail E lectricity S upplier	1	1
Previous Month	1	1
S upplier O f L ast R esort	16	-
Previous Month	16	0



RE SUPPLIERS

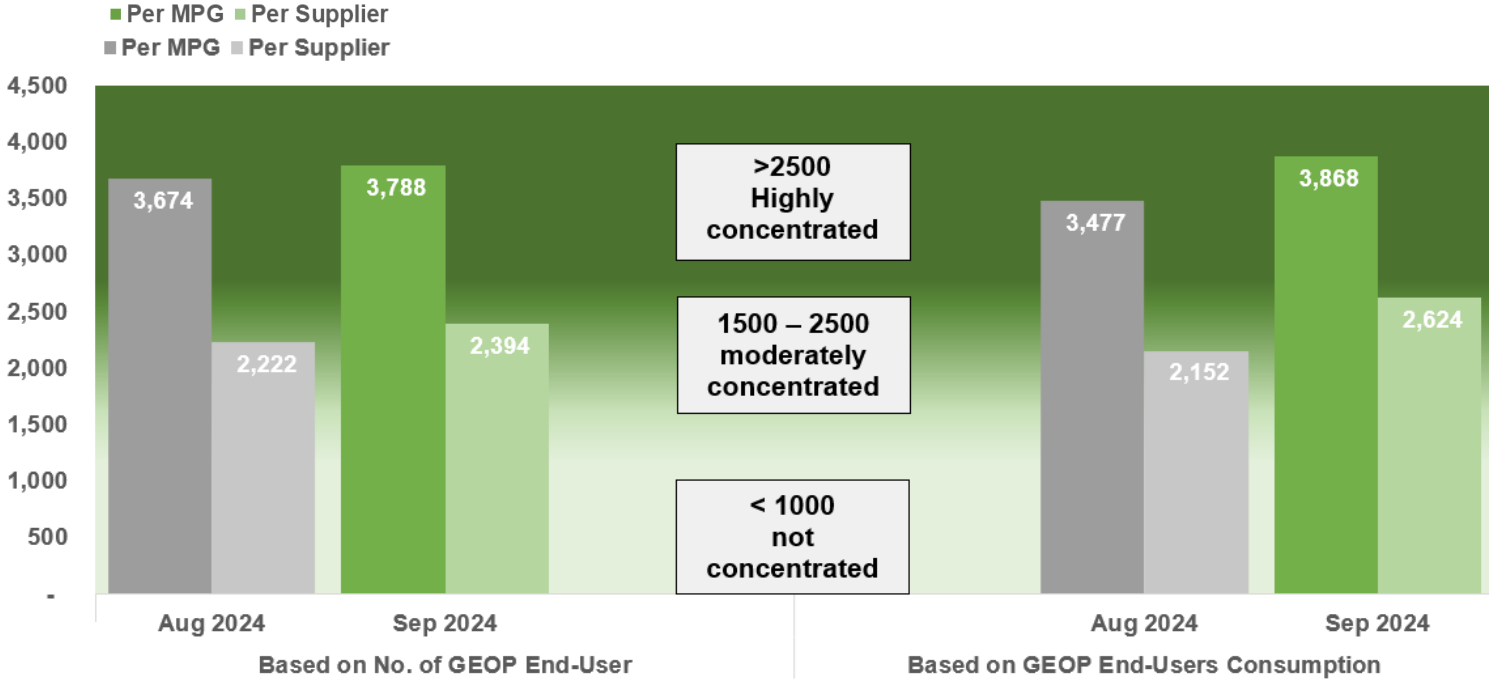




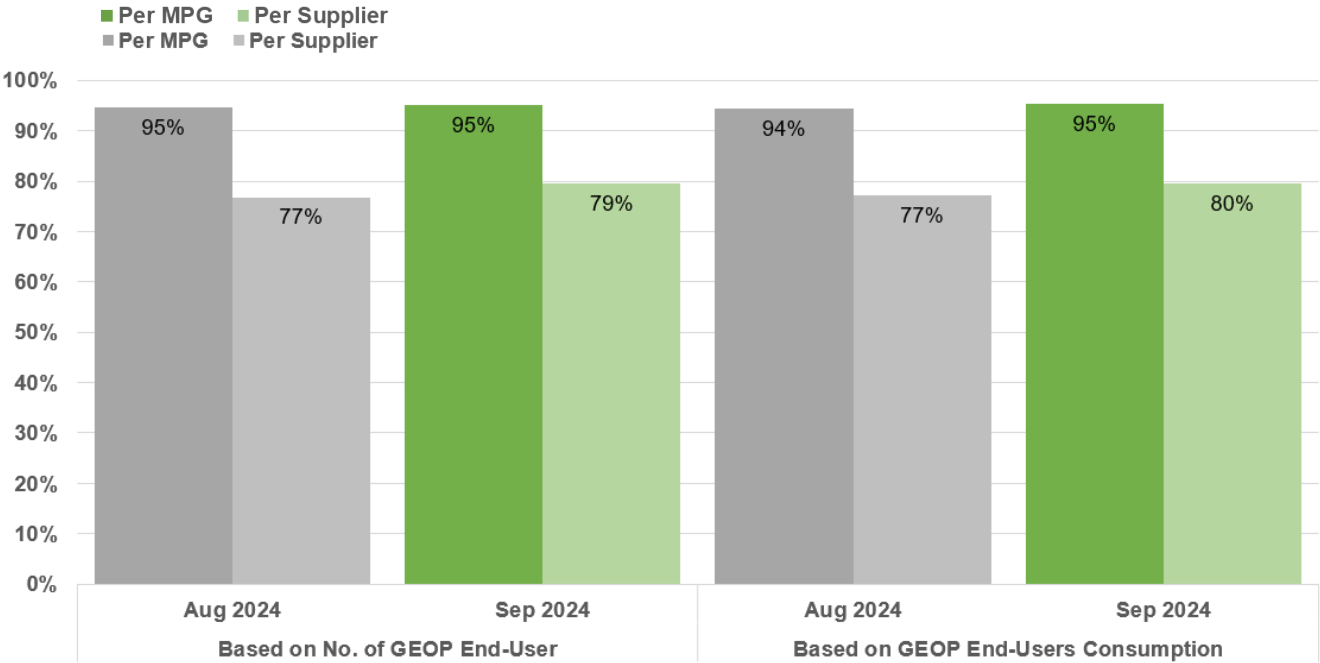
The Ayala Group continues to grow its share throughout 2024, nearing a 60% market share. This growth may be attributed to their extensive Renewable Energy portfolio, allowing them to offer capacities in line with this program.

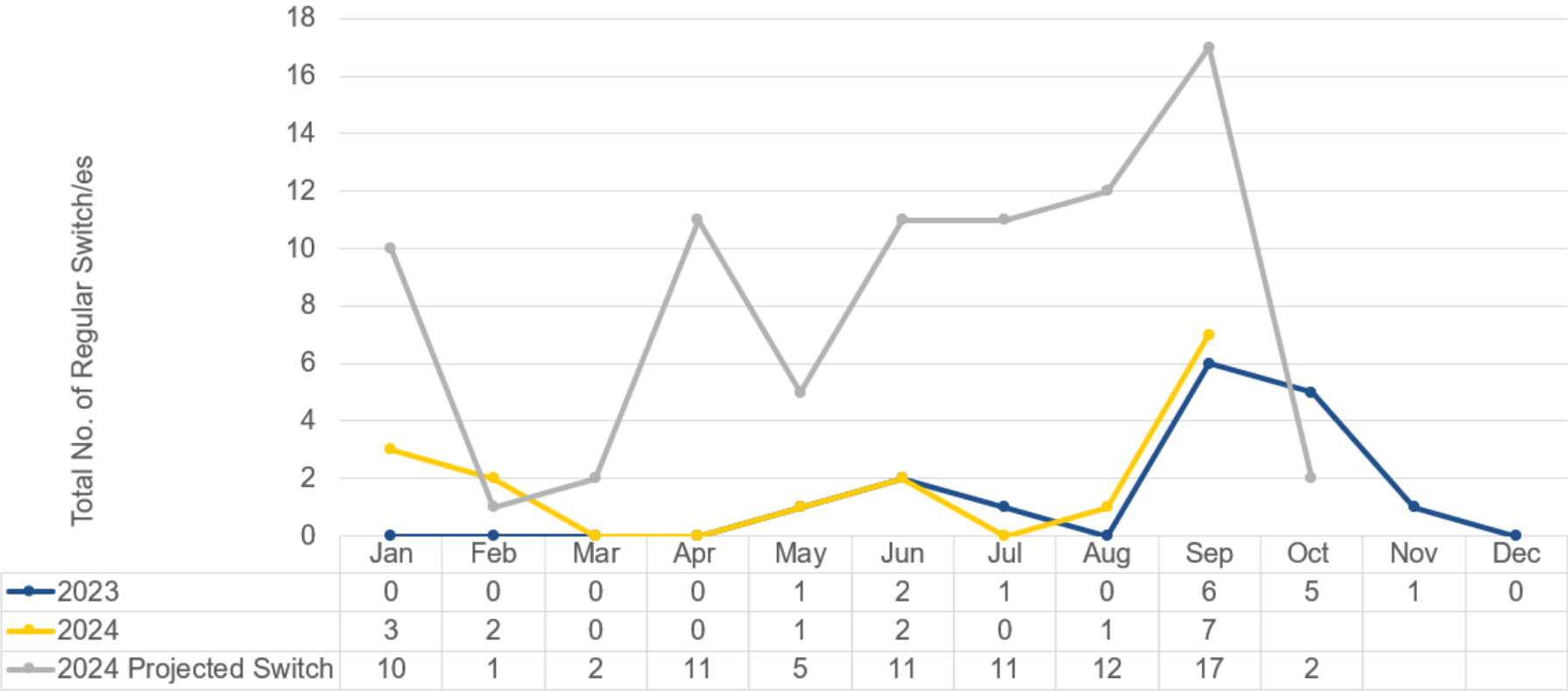
On the other hand, while the Aboitiz and MERALCO groups also have presence in renewable energy, their focus on other areas might be contributing to their smaller share in the GEOP.

Herfindahl-Hirschman Index (HHI)



Four-Firm Index (C4)





Regular Switch - The commercial transfer of a GEOP End-User from one RE Supplier to another RE Supplier.
Projected Switch - GEOP End-Users with projected contract expiration during the billing period.

ANNEX

LIST OF REGISTERED ELECTRICITY SUPPLIERS

No.	Market Participant Name	RCOA	GEOP	No.	Market Participant Name	RCOA	GEOP
1	Aboitiz Energy Solutions, Inc.	✓	✓	24	KEPCO SPC Power Corporation	✓	
2	AC Energy and Infrastructure Corporation	✓		25	Kratos RES, Inc.	✓	✓
3	ACEN Corporation	✓	✓	26	Mabuhay Energy Corporation	✓	
4	ACX3 Capital Holdings Inc.	✓		27	Masinloc Power Partners Company Limited	✓	
5	Advent Energy, Inc.	✓	✓	28	Mazzaraty Energy Corporation	✓	
6	Alsons Power Supply Corporation	✓		29	MegawattSolutions Inc.	✓	
7	Anda Power Corporation RES	✓		30	MeridianX Inc.	✓	
8	AP Renewables Inc.	✓	✓	31	PetroGreen Energy Corporation	✓	
9	Asiapac Green Renewable Energy Corp.	✓		32	Premier Energy Resources Corporation	✓	
10	Bac-Man Geothermal, Inc.	✓	✓	33	PrimeRES Energy Corporation	✓	
11	Citicore Energy Solutions, Inc.	✓	✓	34	Prism Energy, Inc.	✓	✓
12	Corenergy, Inc.	✓		35	Rockport Power Inc.	✓	
13	DirectPower Services, Inc.	✓	✓	36	SEM-Calaca RES Corporation	✓	
14	Ecozone Power Management, Inc.	✓		37	Shell Energy Philippines, Inc. - RES	✓	✓
15	EEL Energy Solutions Corporation	✓	✓	38	Limay Power Inc.	✓	
16	Enerxia Corporation	✓		39	SN Aboitiz Power- Magat, Inc.	✓	✓
17	FDC Retail Electricity Sales Corporation	✓	✓	40	SN Aboitiz Power-RES, Inc.	✓	✓
18	First Gen Energy Solutions, Inc.	✓	✓	41	Solar Philippines Retail Electricity, Inc.	✓	✓
19	Global Energy Supply Corporation	✓		42	TeaM (Philippines) Energy Corporation	✓	

ANNEX

LIST OF REGISTERED ELECTRICITY SUPPLIERS

No.	Market Participant Name	RCOA	GEOP	No.	Market Participant Name	RCOA	GEOP
20	GNPower Ltd. Co.	✓		43	Therma Luzon, Inc.	✓	✓
21	Green Energy Supply Solutions, Inc.	✓		44	Vantage Energy Solutions and Management, Inc.	✓	
22	Green Core Geothermal, Inc.	✓	✓				
23	Jin Navitas Electric Corporation	✓					

LIST OF REGISTERED LOCAL SUPPLIERS

No.	Market Participant Name	RCOA	GEOP	No.	Market Participant Name	RCOA	GEOP
1	Batangas II Electric Cooperative, Inc.	✓		10	Manila Electric Company	✓	✓
2	Camarines Sur II Electric Cooperative, Inc.	✓		11	Nueva Ecija I Electric Cooperative, Inc.	✓	
3	Cebu I Electric Cooperative, Inc.	✓		12	San Fernando Electric Light & Power Co., Inc.	✓	
4	Cebu II Electric Cooperative, Inc.	✓		13	Subic Enerzone Corporation	✓	
5	Central Negros Electric Cooperative, Inc.	✓		14	Tarlac Electric, Inc.	✓	
6	Clark Electric Distribution Corporation	✓		15	Visayan Electric Company, Inc.	✓	
7	Dagupan Electric Corporation	✓					
8	Ilocos Norte Electric Cooperative, Inc.	✓					
9	Mactan Enerzone Corporation	✓					

Connect with **PEMC**

✉ pemc_info@wesm.ph

☎ +63 2 8631 8734

📍 18F Robinson Equitable Tower,
ADB Avenue Ortigas Center,
Pasig City 1600, Philippines



[pemcinfo](#)



[pemcinfo](#)



[PEMC Info](#)



[PEMC Info](#)