



Philippine Electricity  
Market Corporation

# MONTHLY FORECAST ACCURACY STANDARDS RESULT

August 2024 FAS Result

20 November 2024 | MS Teams

# REQUESTED ACTION

## FOR INFORMATION

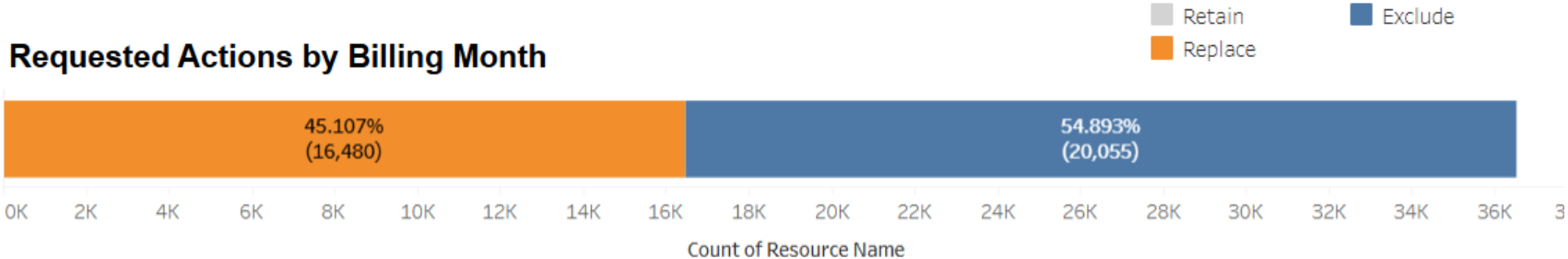
## SUMMARY OF WESM REGISTRATION ON MUST DISPATCH GENERATING UNITS

Technology	No. of Resources in Luzon	No. of Resources in Visayas	No. of Resources in Mindanao	Total
Run of River	19	3	14	36
Solar	40	11	5	56
Wind	6	2	0	8
<b>Total</b>	<b>65</b>	<b>16</b>	<b>19</b>	<b>100</b>

- As of August 2024, there are **112** facilities registered as MDGU in the WESM. From the registered facilities, **100** facilities from Luzon, Visayas, and Mindanao regions are being monitored, **12** facilities are under test and commissioning.

# TOTAL INTERVALS WITH REQUESTED ACTION & ECO ASSESSMENT – AUGUST 2024

Requested Actions by Billing Month

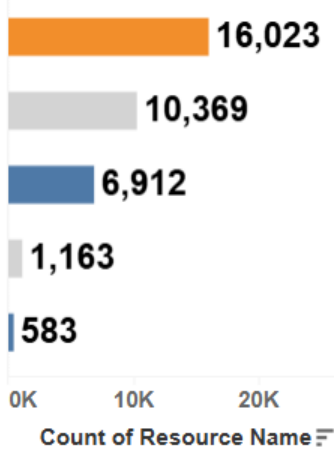


ECO Assessment by Billing Month



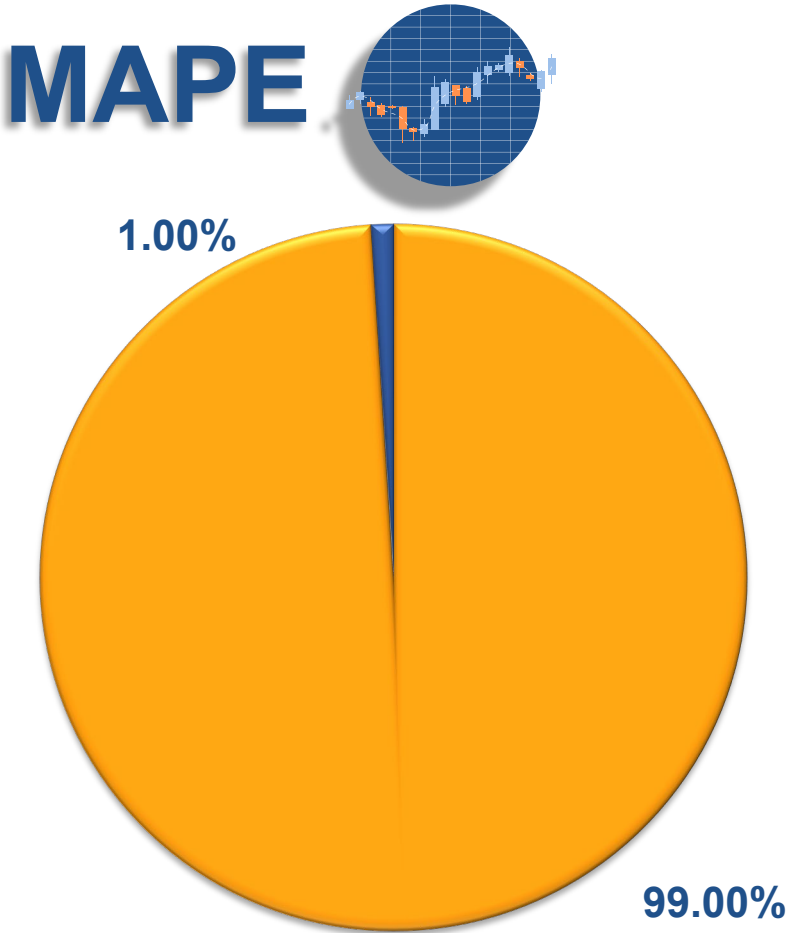
Event Categories

- Data Variance (MQ)
- Accurate Forecast
- Extended T&C
- Not deemed as a natural calamity
- Outage (Transmission Line-Related Constraints/Activity)

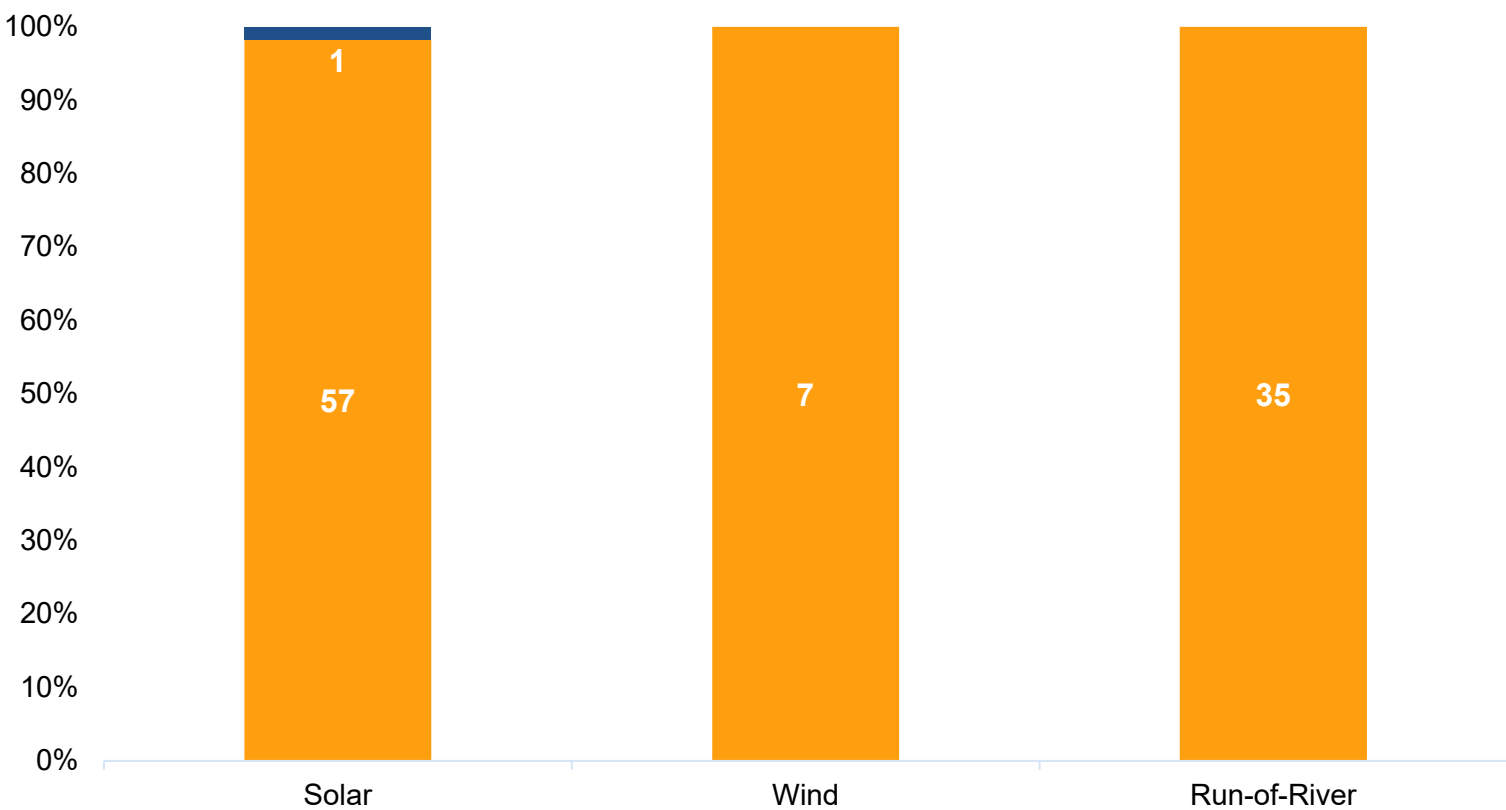


- ECO received **16,480** intervals requesting replacement due to possible Data Variance and **20,055** intervals requesting exclusion. The total intervals with requested action is **36,535**.
- There are a total of **11,872** intervals with retained result based on ECO assessment.
- Out of **20,055** intervals requesting exclusion, the ECO accepts **8,625** intervals (**43.01%** of the total intervals for exclusion).
- Out of **16,480** intervals requesting data replacement, **16,023** intervals were confirmed to be Data Variance (**97.23%** of the intervals for replacement).

# AUGUST 2024 FINAL FAS REPORT (OVERALL PASSING RATE)

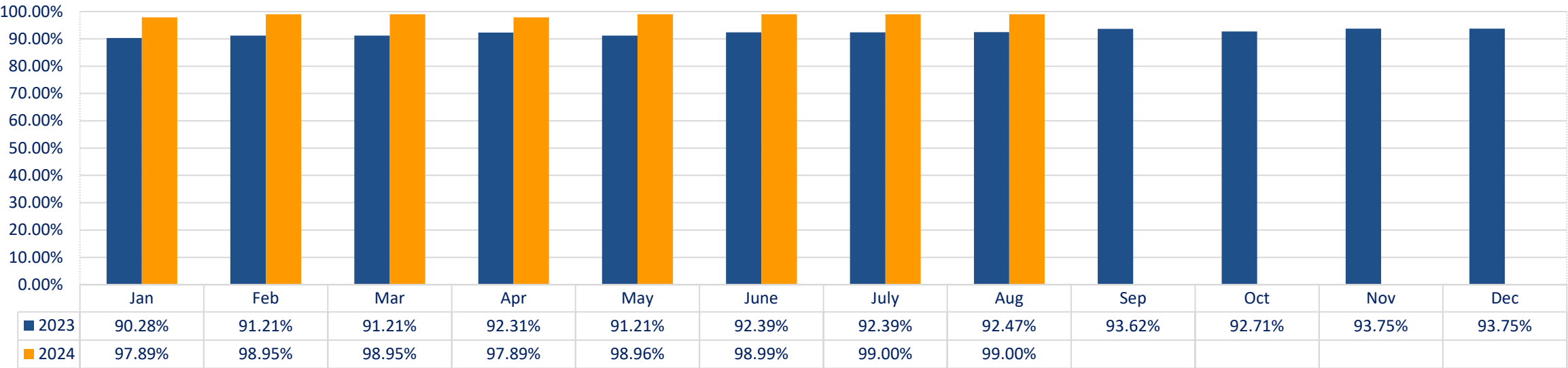


■ PASSED  
■ FAILED



- 99 out of 100 facilities being monitored performed within the MAPE standards while 1 failed.
- 57 out of 58 Solar Power Plants, 7 out of 7 Wind Power Plants passed the MAPE standards, and 35 out of 35 Run-of-River (ROR-Hydro) Power Plants.

# MAPE PASSING RATE AS OF AUGUST 2024 (OVERALL)



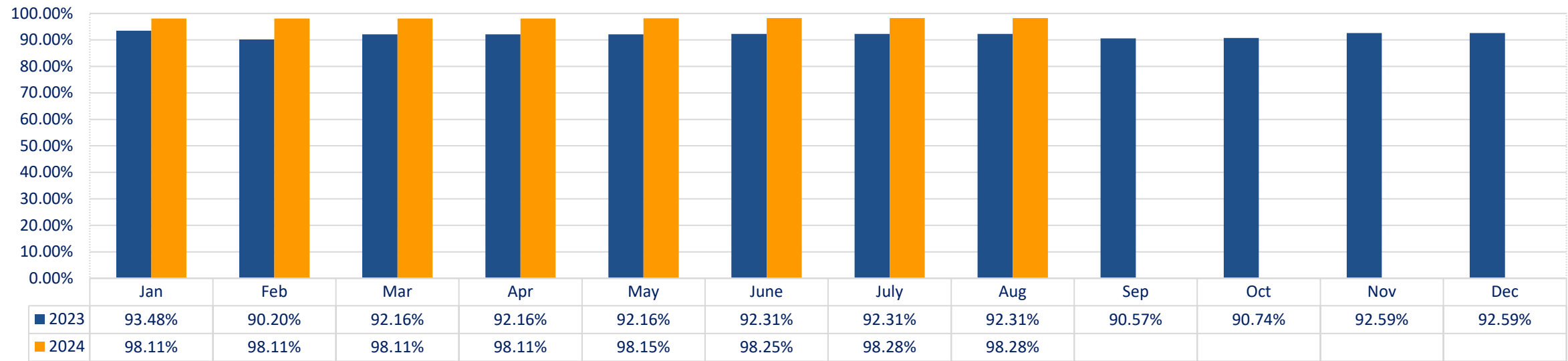
Total MDGUs Monitored												
2023	72	91	91	91	91	92	92	93	94	96	96	96
2024	95	95	95	95	96	99	100	100				

Total Facilities Passed the MAPE												
2023	65	83	83	84	83	85	85	86	88	89	90	90
2024	93	94	94	94	94	97	99	99				

Total Facilities Failed the MAPE												
2023	7	8	8	7	8	7	7	7	6	7	6	6
2024	2	1	1	1	2	2	1	1				

- Overall passing rate for MAPE remained at 99.00% from June Billing Period

# MAPE PASSING RATE AS OF AUGUST 2024 (SOLAR)



## Total MDGUs Monitored

2023	46	51	51	51	51	52	52	52	53	54	54	54
2024	53	53	53	53	54	57	58	58				

## Total Facilities Passed the MAPE

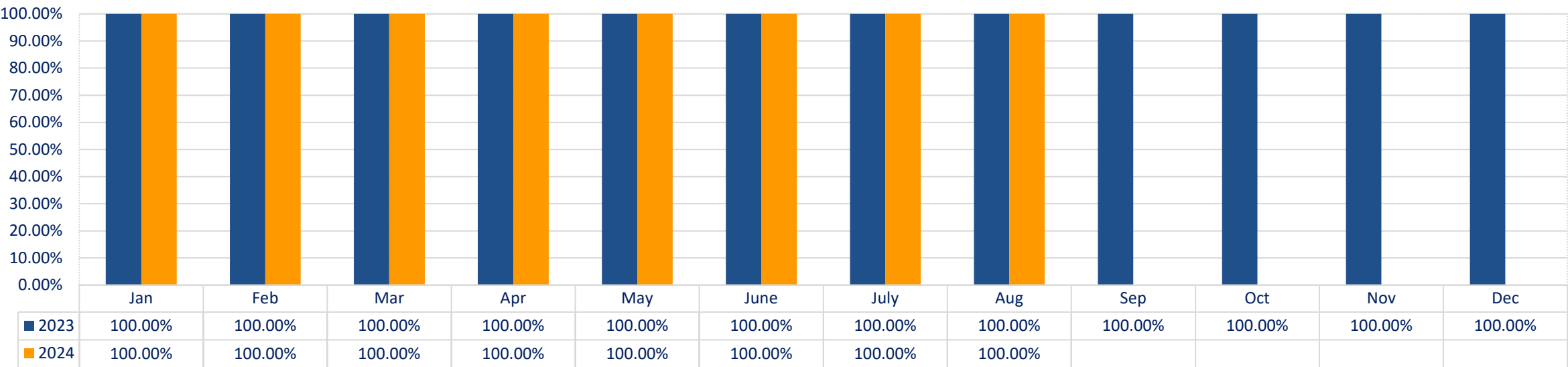
2023	43	46	47	47	47	48	48	48	48	49	50	50
2024	52	52	52	52	52	55	57	57				

## Total Facilities Failed the MAPE

2023	3	5	4	5	5	5	5	5	7	7	7	8
2024	1	1	1	1	2	2	1	1				

- The 2024 passing rate for solar remained at 98.28% from last billing period and is consistently better than 2023 passing rates.

# MAPE PASSING RATE AS OF AUGUST 2024 (WIND)



## Total MDGUs Monitored

2023	7	7	7	7	7	7	7	7	7	7	7	7
2024	7	7	7	7	7	7	7	7				

## Total Facilities Passed the MAPE

2023	7	7	7	7	7	7	7	7	7	7	7	7
2024	7	7	7	7	7	7	7	7				

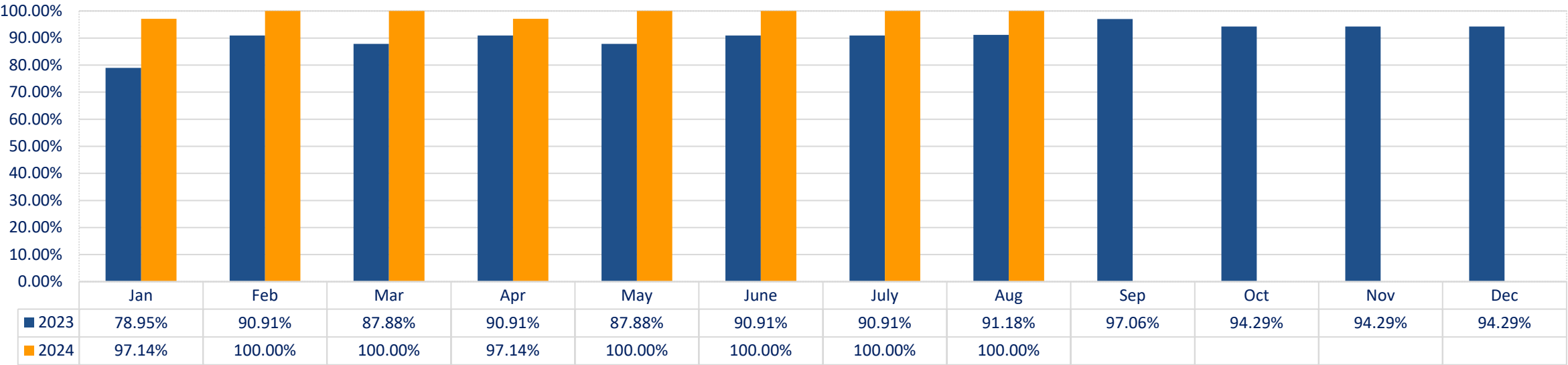
## Total Facilities Failed the MAPE

2023	0	0	0	0	0	0	0	0	0	0	0	0
2024	0	0	0	0	0	0	0	0				

- Wind facilities showed perfect performance since 2023.



# MAPE PASSING RATE AS OF AUGUST 2024 (RUN-OF-RIVER)



### Total MDGUs Monitored

2023	19	33	33	33	33	33	33	34	34	35	35	35
2024	35	35	35	35	35	35	35	35				

### Total Facilities Passed the MAPE

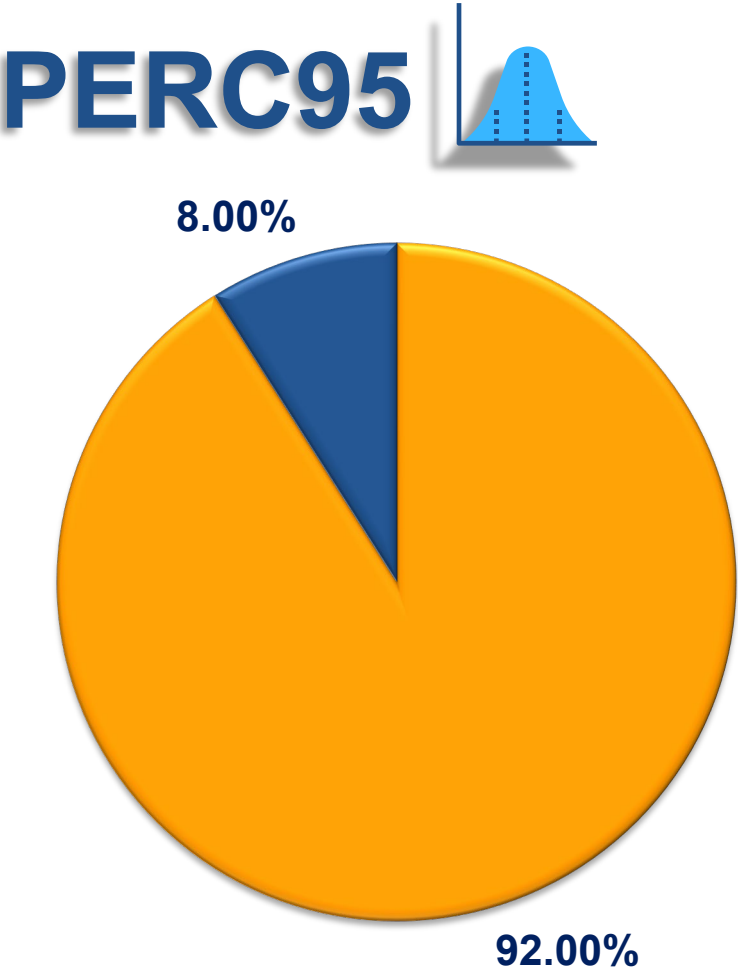
2023	15	30	29	30	29	30	30	31	33	33	33	33
2024	34	35	35	35	3	35	35	35				

### Total Facilities Failed the MAPE

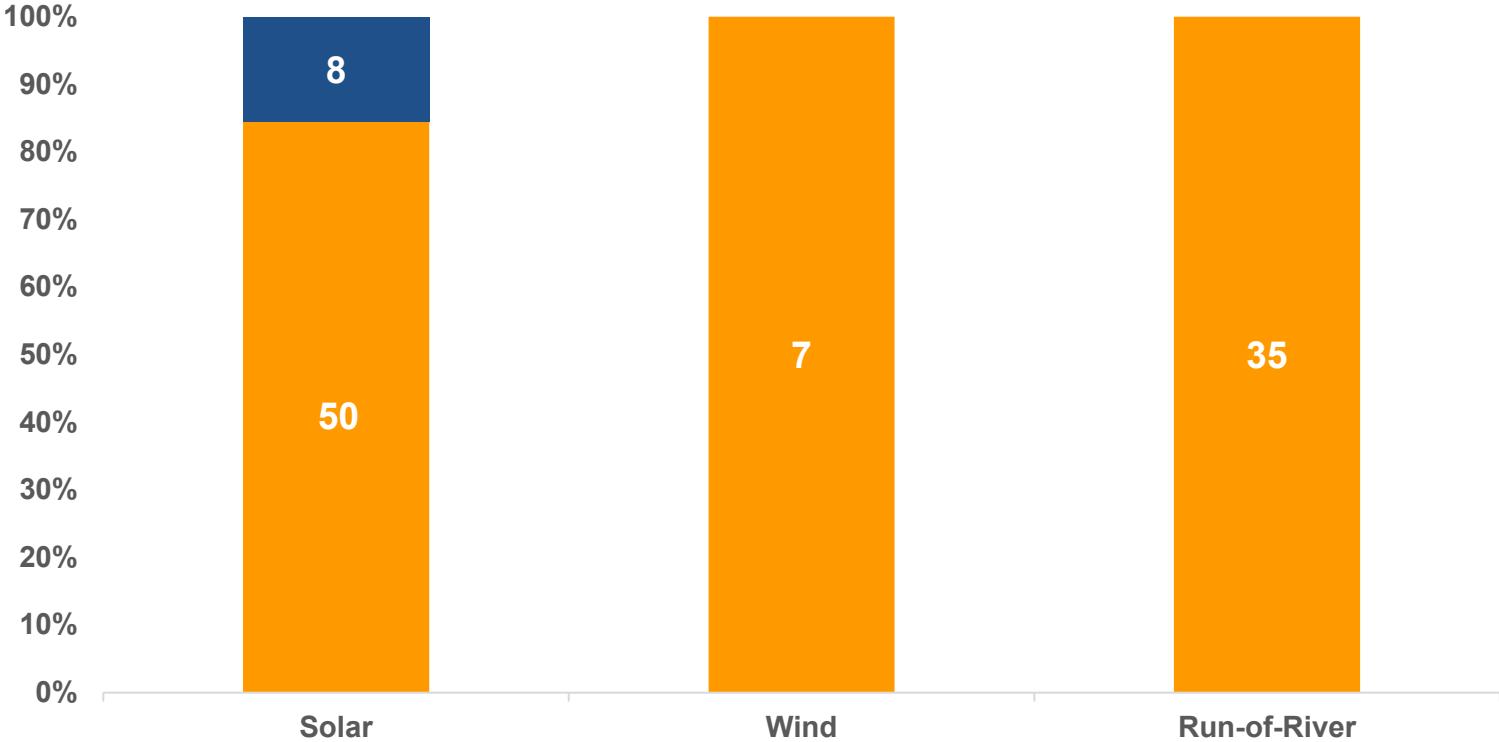
2023	4	3	4	3	4	3	3	3	1	2	2	2
2024	1	0	0	1	0	0	0	0				

- Run-of-River Hydro for MAPE showed perfect performance for most of the covered billing periods.

# AUGUST 2024 FINAL FAS REPORT (OVERALL PASSING RATE)

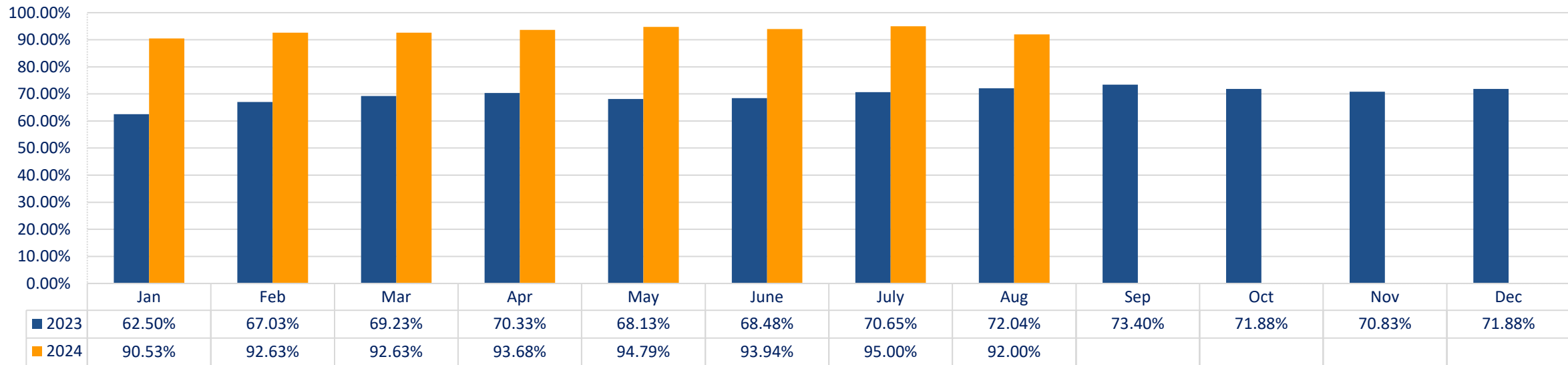


■ PASSED  
■ FAILED



- 92 out of 100 facilities being monitored performed within the PERC95 standards, while 8 failed.
- 50 out of 58 Solar Power Plants, 7 out of 7 Wind Power Plants, and 35 out of 35 Run-of-River (ROR-Hydro) Power Plants passed the PERC95 standards.

# PERC95 PASSING RATE AS OF AUGUST 2024 (OVERALL)



## Total MDGUs Monitored

2023	72	91	91	91	91	92	92	93	94	96	96	96
2024	95	95	95	95	96	99	100	100				

## Total Facilities Passed the PERC95

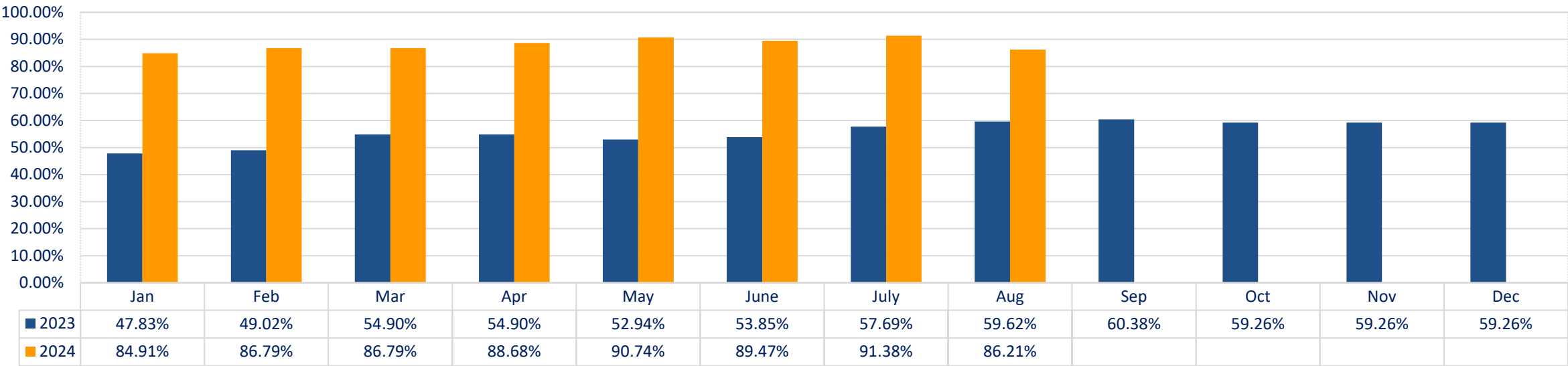
2023	45	61	63	64	62	63	65	67	69	69	68	69
2024	86	88	89	91	91	92	95	92				

## Total Facilities Failed the PERC95

2023	27	30	28	27	29	29	27	26	25	27	28	27
2024	9	7	6	4	5	7	5	8				

- Overall passing rate for PERC95 decreased to 92.00% from previous billing period

# PERC95 PASSING RATE AS OF AUGUST 2024 (SOLAR)



## Total MDGUs Monitored

2023	46	51	51	51	51	52	52	52	53	54	54	54
2024	53	53	53	53	54	57	58	58				

## Total Facilities Passed the PERC95

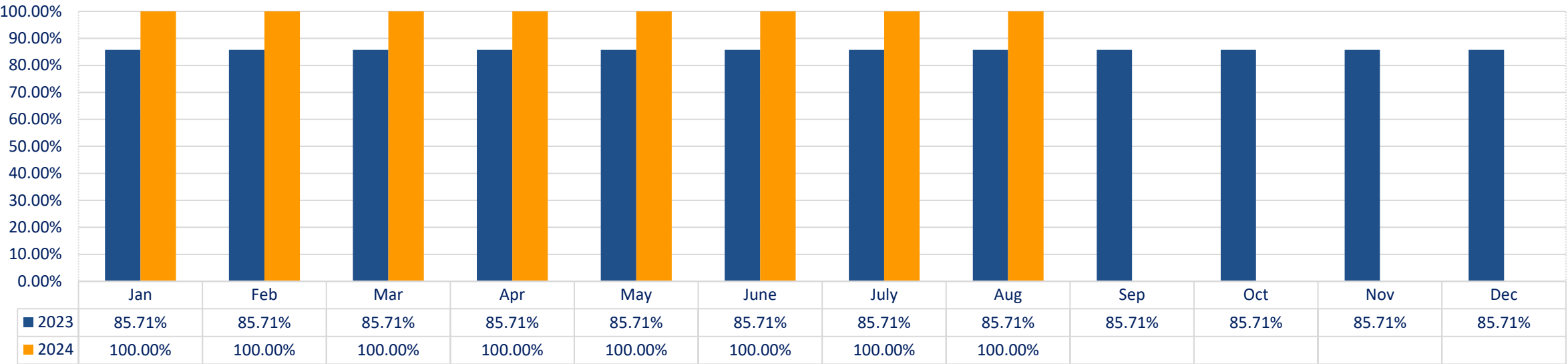
2023	22	25	28	28	27	28	30	31	32	32	32	32
2024	45	46	47	49	49	50	53	50				

## Total Facilities Failed the PERC95

2023	24	26	23	23	24	24	22	21	21	22	22	22
2024	8	7	6	4	5	7	5	8				

- PERC95 passing rate for solar decreased in August 2024, but still better compared to last year

# PERC95 PASSING RATE AS OF AUGUST 2024 (WIND)



### Total MDGUs Monitored

2023	7	7	7	7	7	7	7	7	7	7	7	7
2024	7	7	7	7	7	7	7	7				

### Total Facilities Passed the PERC95

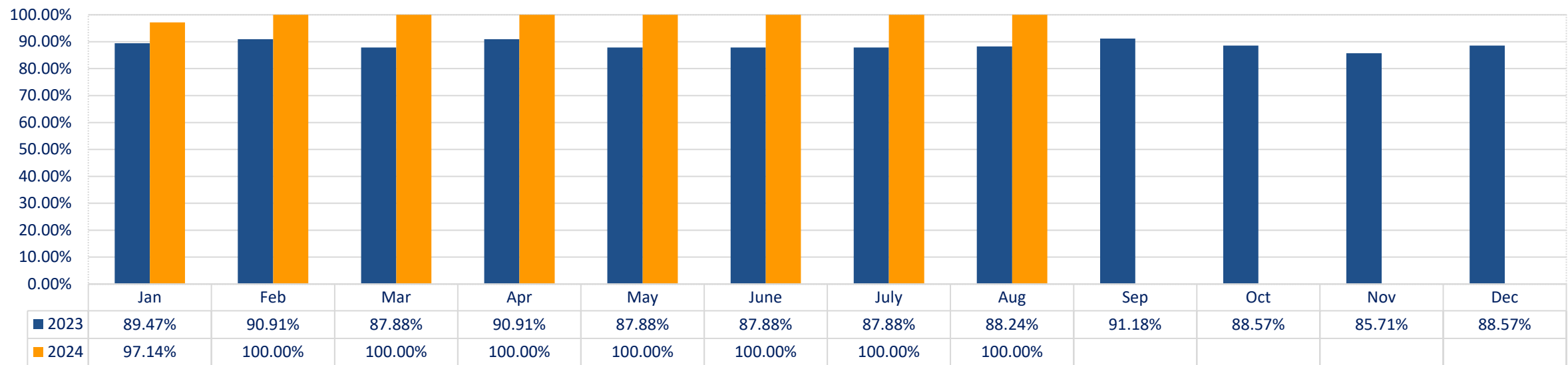
2023	6	6	6	6	6	6	6	6	6	6	6	6
2024	7	7	7	7	7	7	7	7				

### Total Facilities Failed the PERC95

2023	1	1	1	1	1	1	1	1	1	1	1	1
2024	0	0	0	0	0	0	0	0				

- Similar to MAPE performance, the Wind facilities showed a perfect performance in PERC95.

# PERC95 PASSING RATE AS OF AUGUST 2024 (RUN-OF-RIVER)



## Total MDGUs Monitored

2023	19	33	33	33	33	33	33	34	34	35	35	35
2024	35	35	35	35	35	35	35	35				

## Total Facilities Passed the PERC95

2023	17	30	29	30	29	29	29	30	31	31	30	31
2024	34	35	35	35	35	35	35	35				

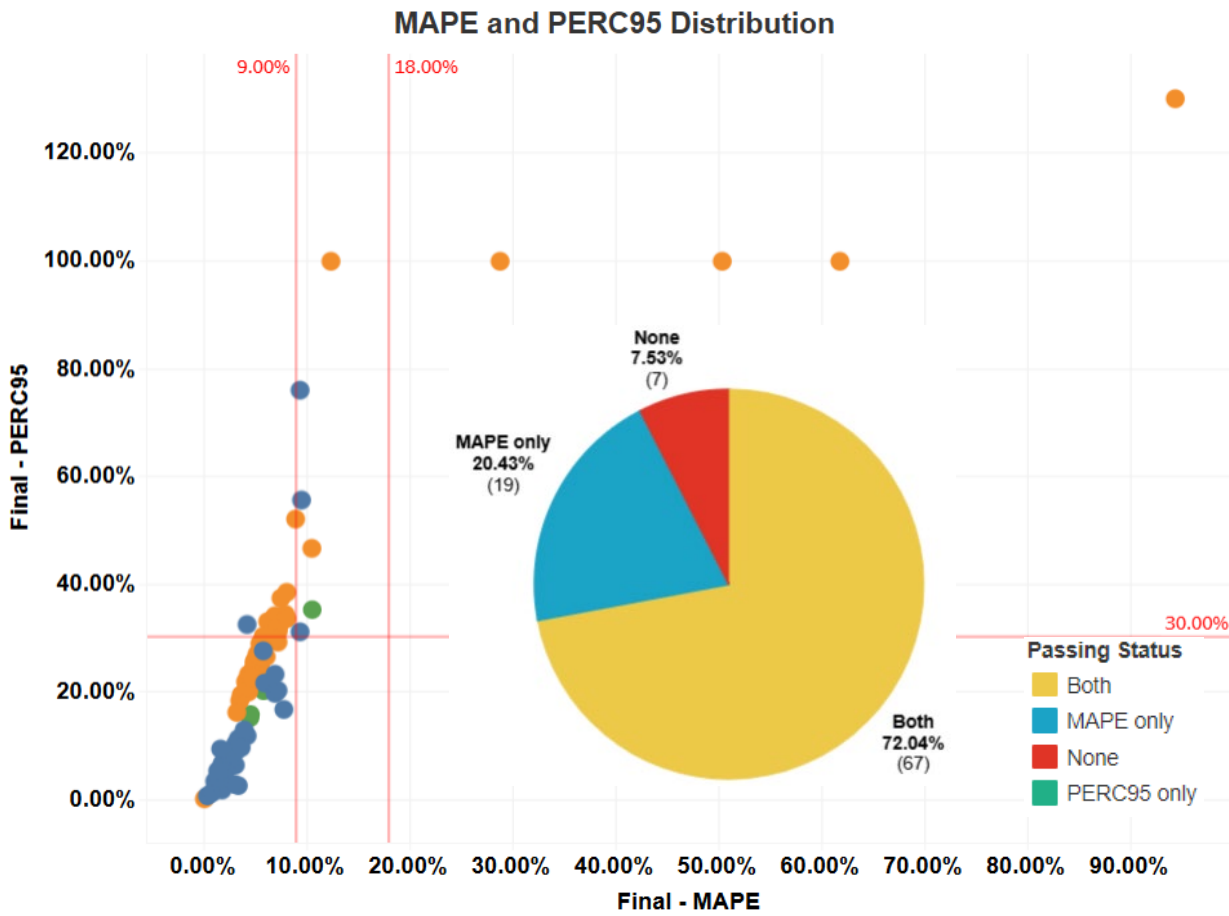
## Total Facilities Failed the PERC95

2023	2	3	4	3	4	4	4	4	3	4	5	4
2024	1	0	0	0	0	0	0	0				

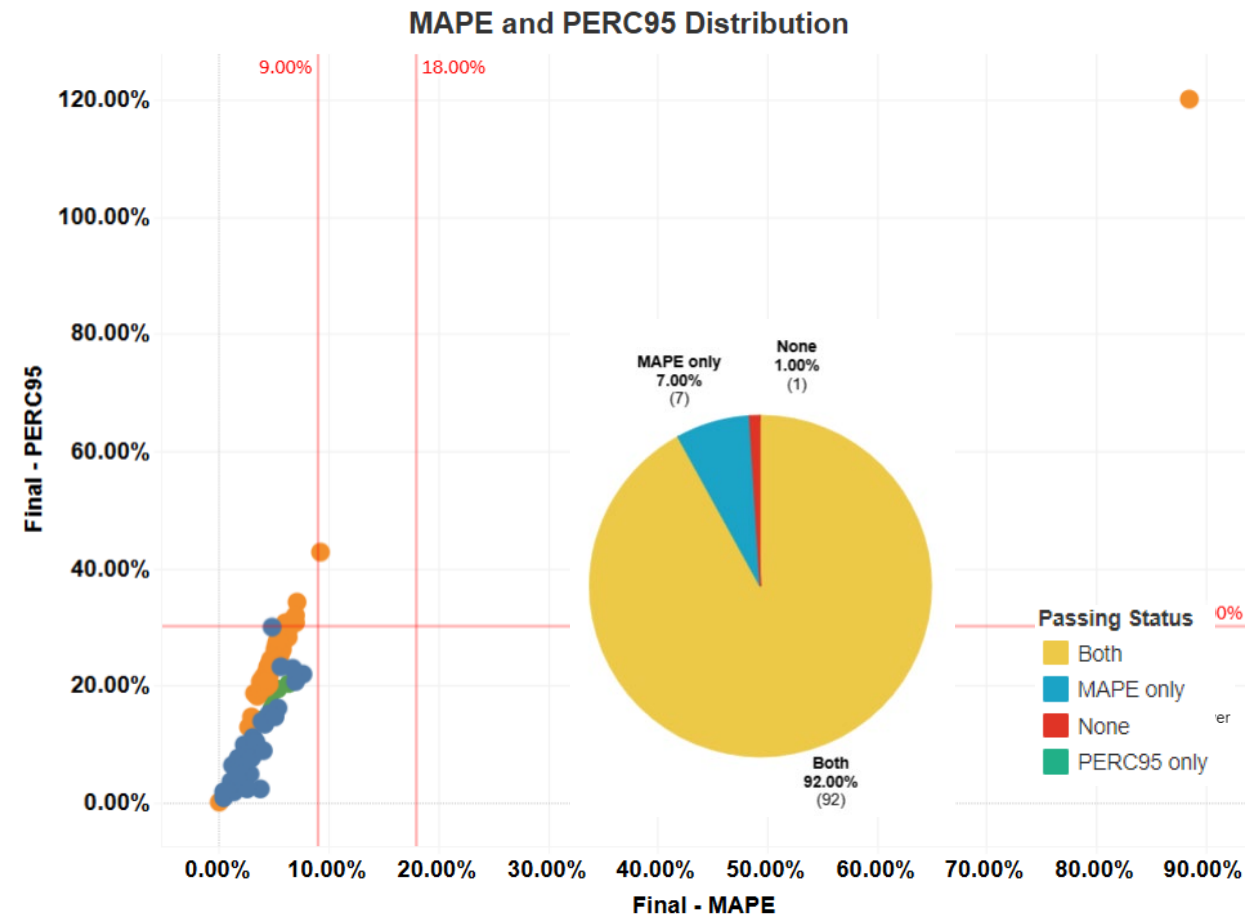
- The Run-of-River Hydro facilities showed a consistently perfect performance starting February 2024.

# MAPE AND PERC95 DISTRIBUTIONS

August 2023



August 2024



- The August 2024 distribution is concentrated within the standards.

# REQUESTED ACTION

## FOR INFORMATION



# Connect with **PEMC**



pemc.info@wesm.ph



+63 2 8631 8734



18F Robinsons Equitable Tower, ADB Avenue  
Ortigas Center, Pasig City 1600, Philippines



pemcinfo



pemcinfo



PEMC\_Info



PEMC Info